

**JUKI**




○ **MF-7900 Series**

High-speed, Cylinder-bed, Top & Bottom Coverstitch Machine

○ **MF-7900D Series**

Semi-dry-head, Cylinder-bed, Top & Bottom Coverstitch Machine



MF-7923D-U11-B56

○ **MF-7900** Series

○ **MF-7900D** Series

# The MF-7900 Series is a newly developed coverstitch machine provided with lots of mechanisms for improving the seam quality.

It is provided with many different sewing-related mechanisms which contribute to improved seam quality, such as the new feed mechanism, and differential-feed micro-adjustment mechanism. In addition, the machine is provided as standard with a looper thread twining prevention mechanism for improved maintenance.



## ● MF-7900 Series

High-speed, Cylinder-bed,  
Top & Bottom Coverstitch Machine

## ● MF-7900/UT Series

Direct-drive, High-speed, Cylinder-bed,  
Top & Bottom Coverstitch Machine with Needle- and Loper- Thread Trimmer

## ● MF-7900D Series

Semi-dry-head, Cylinder-bed,  
Top & Bottom Coverstitch Machine

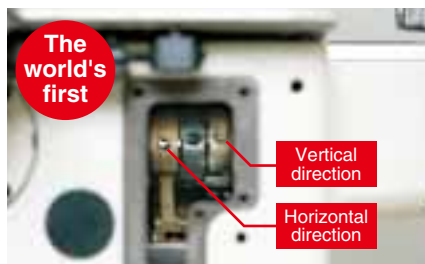
## ● MF-7900D/UT Series

Semi-dry-head, Direct-drive, Cylinder-bed,  
Top & Bottom Coverstitch Machine with Needle- and Loper- Thread Trimmer

## Seam quality is improved!!

### Thanks to the new feed mechanism, many different types of sewing are achieved.

The feed locus can be adjusted externally. The feed locus is now adjustable in terms of the vertical direction and horizontal direction, thereby improving responsiveness to sewing materials.




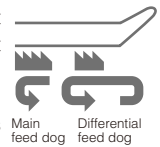
### Micro-lifter mechanism

Elastic material or delicate material can be sewn with the presser foot kept slightly raised. This effectively helps reduce the degree of slippage, warpage and damage of the material.



### Differential-feed micro-adjustment mechanism

It is possible to finely adjust the differential feed amount to a best-suited value for the material to be used. The differential feed ratio is constant even if the stitch length is changed.



## Simplified maintenance mechanism

### The looper thread twining prevention mechanism has been improved and is provided as standard for the sewing machine.

In the case of looper thread breakage, the looper thread twining prevention mechanism is activated to trim the looper thread before the thread twines on the looper thread cam. In this way, the looper thread twining prevention mechanism prevents the looper thread from twining on the looper thread cam. In addition, the looper thread cam, which has been incorporated in the sewing machine, has been changed so that it is mounted outside of the sewing machine. The externally-mounted looper thread cam promises improved maintainability.

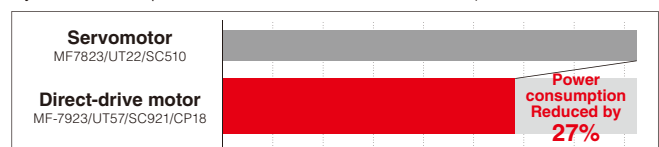


### Commercially-available gauge components are applicable with no additional work.

As a result of the commonality of components, commercially-available components (presser foot, throat plate and needle clamp) are now applicable and easily obtainable.

## All of the sewing machines with a thread trimmer are provided with a direct-drive motor.

The direct-drive motor system has been adopted by all of the sewing machines with a thread trimmer. As a result, the sewing machine starts up swiftly and promises increased stop accuracy, thereby demonstrating improved responsiveness. In addition, the machine is no longer provided with a V-belt. This means that the adoption of the direct-drive motor is also effective in the elimination of belt shavings. Power is directly transmitted from the motor to the sewing machine, thereby contributing to reduced power consumption. (This sewing machine reduces power consumption by 27% as compared with the conventional models.)



# JUKI's dry-head technology protects sewing products from being stained with oil.

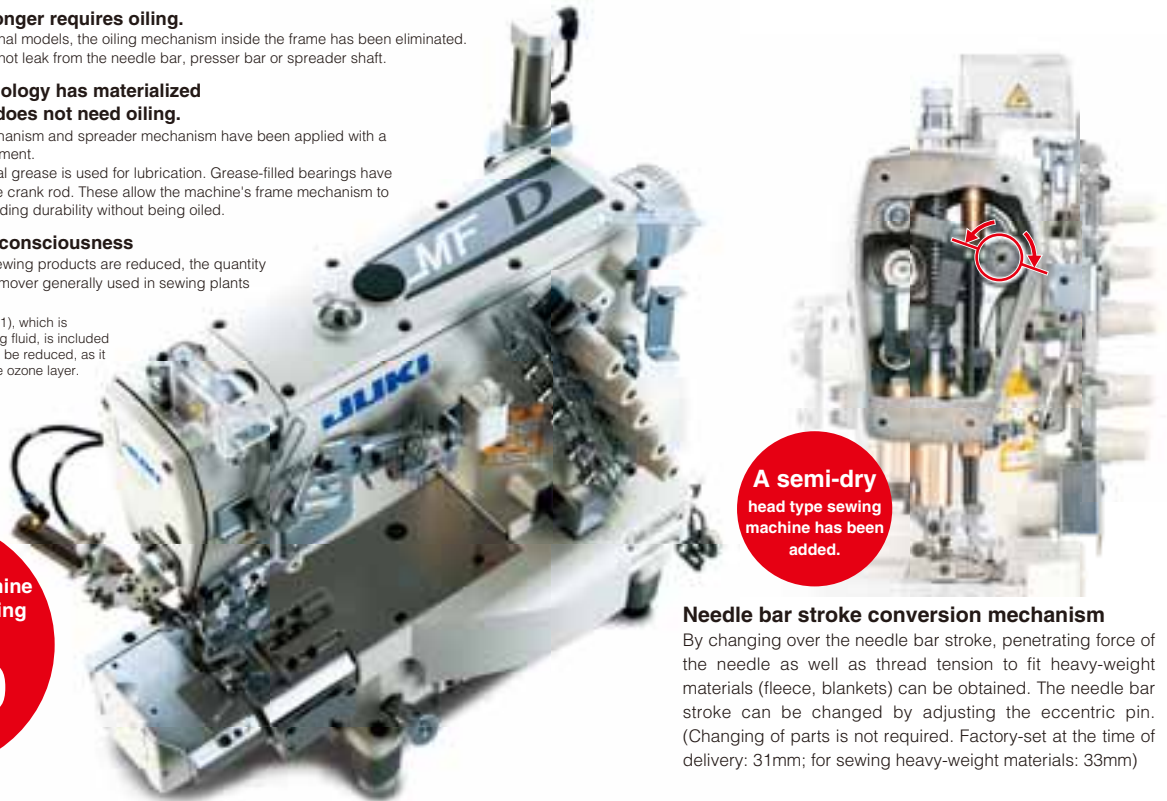
With the excellent functions inherited from the MF-7900 Series, the MF-7900D is provided with a dry frame mechanism to eliminate the cause of oil stains. Stain removing work or re-sewing work is substantially reduced by protecting sewing products from being stained with oil, thereby improving the quality of finished products.

**The frame no longer requires oiling.**  
Unlike the conventional models, the oiling mechanism inside the frame has been eliminated. As a result, oil does not leak from the needle bar, presser bar or spreader shaft.

**DRY Dry-head technology has materialized a frame which does not need oiling.**  
The needle bar mechanism and spreader mechanism have been applied with a special surface treatment. JUKI's unique special grease is used for lubrication. Grease-filled bearings have been adopted for the crank rod. These allow the machine's frame mechanism to demonstrate outstanding durability without being oiled.

**Environmental consciousness**  
Since oil stains on sewing products are reduced, the quantity of the use of stain remover generally used in sewing plants can be reduced.

\*Dichlorofluoroethane (HCFC-141), which is generally used in oil stain cleaning fluid, is included in those chemicals which need to be reduced, as it is a substance that can harm the ozone layer.



The semi-dry head sewing machine increases its sewing speed to **5,000 sti/min**

A semi-dry head type sewing machine has been added.

**Needle bar stroke conversion mechanism**  
By changing over the needle bar stroke, penetrating force of the needle as well as thread tension to fit heavy-weight materials (fleece, blankets) can be obtained. The needle bar stroke can be changed by adjusting the eccentric pin. (Changing of parts is not required. Factory-set at the time of delivery: 31mm; for sewing heavy-weight materials: 33mm)

## U11 Universal type (basic type)



T-shirts



Polo shirts



knitwear



sportswear



The machine can be used for the hemming process of the sleeves and bottoms of T-shirts and for the covering process for sportswear and knitwear.

The front cover is trimmed to allow operators to bring their hands closer near the needle entry area, thereby increasing work efficiency in the covering process, etc.



### Binder mounting base

Various binders can be installed by loading the binder mounting base supplied with the unit.



### List of subclass machines

Application	Seam	Model No.	Number of needles	Number of threads	Needle gauge (mm)	Stitch length* <sup>1</sup> (mm)	Differential feed ratio* <sup>2</sup>	Presser foot lifting amount* <sup>3</sup> (mm)	Max. sewing speed (sti/min)* <sup>4</sup>
MF-7900/U11 Universal type (basic type)		MF-7922-U11-B**	2	4	3.2,4.0,4.8	0.9~3.6	1:0.9~1:1.8 (1:0.6~1:1.1)	5 (8)	6,500
		MF-7923-U11-B**	3	5	5.6,6.4				5,000
		MF-7923-U11-B**/PL12, PL13	2	4	4.8				6,000
		MF-7922-U11-B48/UT51	3	5	5.6,6.4				6,000
		MF-7923-U11-B**/UT51, UT53, UT57 MF-7923-U11-B**/UT59	2	4	4.8				5,000
		MF-7923-U11-B**/UT52/PL12 MF-7923-U11-B**/UT57/PL13	3	5	5.6,6.4				5,000
MF-7900D/U11 Universal type (basic type)		MF-7922D-U11-B40	2	4	4.0	0.9~3.6	1:0.9~1:1.8 (1:0.6~1:1.1)	5 (8)	5,000
		MF-7923D-U11-B**	3	5	5.6,6.4				
		MF-7923D-U11-B**/UT51, UT57							
		MF-7923D-U11-B**/UT59							
MF-7923D-U11-B**/UT57/PL12									

\*1 Stitch length can be adjusted to 4.5mm at the maximum. \*2 Differential ratio can be switched by adjustment.

\*3 The lift of the presser foot is 5mm for the top and bottom coverstitch machine, and 8mm for the bottom coverstitch machine. \*4 "sti/min" stands for "Stitches per Minute."

# H11

For elastic band welting  
H11 with PL



Swimwear



Briefs



MF-7923-H11-B56/PL13

This model is best suited to elastic-band welting for swimwear, briefs, etc. It welts the elastic band which has been overlapped on the garment body.



## List of subclass machines

Application	Seam	Model No.	Number of needles	Number of threads	Needle gauge (mm)	Stitch length *1 (mm)	Differential feed ratio *2	Presser foot lifting amount *3 (mm)	Max. sewing speed (sti/min)*4
<b>MF-7900/H11</b> Elastic band welting		MF-7923-H11-B**/PL12 MF-7923-H11-B**/PL13 MF-7923-H11-B**/UT52, UT57/PL12 MF-7923-H11-B**/UT57/PL13	3	5	5,6,6,4	0.9~3.6	1:0.9~1:1.8 (1:0.6~1:1.1)	5 (8)	5,000
<b>MF-7900D/H11</b> Elastic band welting		MF-7923D-H11-B**/UT57/PL13							

\*1 Stitch length can be adjusted to 4.5mm at the maximum. \*2 Differential ratio can be switched by adjustment.

\*3 The numeric value indicates the lifting amount of the presser foot for top and bottom coverstitch. The numeric value given in parentheses indicates the lifting amount of the presser foot for bottom coverstitch.

\*4 "sti/min" stands for "Stitches per Minute."

# H22, H23

For hemming  
(with left hand fabric trimmer)



T-shirts



Polo shirts



MF-7923D-H23-B56/UT57

This model is best suited to hemming processes for sleeves and the bottoms of T-shirts, Polo shirts, etc. It comes with a left hand fabric trimmer for trimming fabric in parallel, at all times, to the seam with consistency. The upper knife stroke can be adjusted with ease.



★:The world's fastest sewing machine with left hand fabric trimmer

## List of subclass machines

Application	Seam	Model No.	Number of needles	Number of threads	Needle gauge (mm)	Stitch length *1 (mm)	Differential feed ratio *2	Presser foot lifting amount *3 (mm)	Max. sewing speed (sti/min)*4
<b>MF-7900/H22,23</b> For hemming (with left hand fabric trimmer)		MF-7922-H22, H23-B** MF-7922-H22, H23-B48/MC40	2	4	4.0,4.8 4.8	0.9~3.6	1:0.9~1:1.8 (1:0.6~1:1.1)	5 (8)	6,000 *
		MF-7923-H22, H23-B** MF-7923-H22, H23-B**/MC40			5,6,6,4				
		MF-7922-H22, H23-B48/UT51, UT57 MF-7922-H22, H23-B48/UT57/MC37 MF-7922-H23-D40/UT59/MC37	2	4	4.8 4.0	0.9~3.6	1:0.9~1:1.8 (1:0.6~1:1.1)	5 (8)	6,000 *
		MF-7923-H22, H23-B**/UT51, UT57, UT59 MF-7923-H22, H23-B**/UT57/MC37 MF-7923-H22, H23-B**/UT59/MC37			3				
<b>MF-7900D/H22,23</b> For hemming (with left hand fabric trimmer)		MF-7923D-H22, H23-B56 MF-7923D-H22, H23-B56/MC40	3	5	5,6,6,4 4.8	0.9~3.6	1:0.9~1:1.8 (1:0.6~1:1.1)	5 (8)	5,000
		MF-7922D-H22, H23-B48/UT57/MC37 MF-7922D-H22, H23-D40/UT57/MC37 MF-7922D-H23-D40/UT57, UT59/MC37			2				
		MF-7923D-H22, H23-B** -UT51, UT57 MF-7923D-H22, H23-B** -UT57/MC37 MF-7923D-H22, H23-B** -UT59/MC37	3	5	5,6,6,4				

\*1 Stitch length can be adjusted to 4.5mm at the maximum. \*2 Differential ratio can be switched by adjustment.

\*3 The lift of the presser foot is 5mm for the top and bottom coverstitch machine, and 8mm for the bottom coverstitch machine. \*4 "sti/min" stands for "Stitches per Minute."

# E11

For elastic band attaching  
(with right hand fabric trimmer and tension roller)



Briefs



Boxer briefs



MF-7913-E11-B56/PL12/MC37

This model is best suited to endless flat elastic band sewing processes for briefs, boxer briefs, etc. The right hand fabric trimmer trims the fabric, even at a multi-layered joined part, to produce a beautiful finish with the seam and fabric edge aligned with consistency. Cloth cutting knife can be detached with one touch operation in case of sewing without using the knife.



## List of subclass machines

Application	Seam	Model No.	Number of needles	Number of threads	Needle gauge (mm)	Stitch length *1 (mm)	Differential feed ratio *2	Presser foot lifting amount *3 (mm)	Max. sewing speed (sti/min)*4
<b>MF-7900/E11</b> Elastic band attaching (with right hand fabric trimmer)		MF-7922-E11-B40/PL12/MC40	2	4	4.0	0.9~3.6	1:0.9~1:1.8 (1:0.6~1:1.1)	5 (7)	5,000
		MF-7923-E11-B**/PL12/MC40 MF-7923-E11-B**/PL13/MC40		5	5.6,6.4				
		MF-7913-E11-B56/UT55,UT56/PL12/MC37	3	4	5.6				
		MF-7913-E11-B56/UT55/PL13/MC37 MF-7913-E11-B**/UT56/PL13/MC37		4	5.6,6.4				
<b>MF-7900D/E11</b> Elastic band attaching (with right hand fabric trimmer)		MF-7913D-E11-B56/UT56/PL13/MC37	3	4	5.6	0.9~3.6	1:0.9~1:1.8 (1:0.6~1:1.1)	5 (7)	5,000

\*1 Stitch length can be adjusted to 4.5mm at the maximum. \*2 Differential ratio can be switched by adjustment.

\*3 The numeric value indicates the lifting amount of the presser foot for top and bottom coverstitch. The numeric value given in parentheses indicates the lifting amount of the presser foot for bottom coverstitch.

\*4 'sti/min' stands for 'Stitches per Minute.'

# E22

For endless spandex elastic band attaching  
(with manual binder and tension roller)

# E23

For endless spandex elastic band attaching  
(with air binder and tension roller)



Briefs



MF-7923-E22-B56/PL13



MF-7923-E23-B56/PL13

This model is best suited for sewing elastic bands on briefs. E22 is opened / closed with the knee lever and E23 is opened / closed with the knee switch. The machine comes provided as standard with a tension roller to smoothly sew elastic bands on different-sized garment bodies. The machine flexibly adapts to varying elasticities due to its soft seams.



## List of subclass machines

Application	Seam	Model No.	Number of needles	Number of threads	Needle gauge (mm)	Stitch length *1 (mm)	Differential feed ratio *2	Presser foot lifting amount *3 (mm)	Max. sewing speed (sti/min)*4
<b>MF-7900/E22,23</b> For endless spandex elastic band attaching		MF-7923-E22-B**/PL13 MF-7923-E23-B**/PL13 MF-7923-E22-B**/UT52/PL13 MF-7923-E23-B**/UT57/PL13	3	5	5.6,6.4	0.9~3.6	1:0.9~1:1.8 (1:0.6~1:1.1)	6 (7)	5,000

\*1 Stitch length can be adjusted to 4.5mm at the maximum. \*2 Differential ratio can be switched by adjustment.

\*3 The numeric value indicates the lifting amount of the presser foot for top and bottom coverstitch. The numeric value given in parentheses indicates the lifting amount of the presser foot for bottom coverstitch.

\*4 'sti/min' stands for 'Stitches per Minute.'

## UT51

### Electromagnetic needle thread / looper thread trimming device / Auto-lifter

It is an electromagnetic needle thread / looper thread trimming device / Auto-lifter. The machine does not need an air compressor to achieve easy layout changing.



Electromagnetic needle thread / looper thread trimming device



① Presser lifter drive mechanism magnet  
② Thread trimmer drive mechanism magnet

## UT53

### Electromagnetic type bottom thread trimming device + Electromagnetic type wiper / Auto-lifter

This is an electromagnetic type bottom thread trimming device / auto-lifter. It is used for processes which do not need top covering.



## UT55

### Pneumatic type bottom thread trimming device + Electromagnetic type wiper / Auto-lifter

This is a pneumatic type bottom thread trimming device / auto-lifter. It is used for processes which do not need top covering.

## UT56

### Pneumatic type bottom thread trimming device + Air blow type wiper / Auto-lifter

This is a pneumatic type bottom thread trimming device / auto-lifter. It pneumatically handles the needle thread (i.e. places the needle thread above the presser foot) instead of the mechanical wiper.

## UT59

UT59 cannot be attached to the machine as a device. Please order with the machine head.

### Pneumatic type top and bottom thread trimming device with thread-fray-prevention function

It is the state-of-the-art function to make the thread-fray-prevention at the end of sewing more reliable.

## SS11

**Short stitch device** : Part No.70004376

This is a device for preventing the thread from coming undone at the end of sewing. The device is able to sew condensation stitches by the number specified as desired. It prevents the needle thread from being poorly tensed, which is likely to occur in cases where the amount of condensation is reduced.



The needle thread tightening mechanism helps produce well-tensed seams even when the machine performs short stitching.



The short stitch pitch can be adjusted with ease.



## UT52

### Electromagnetic needle thread / looper thread trimming device / Auto-lifter

It is an electromagnetic needle thread / looper thread trimming device / Auto-lifter with cloth puller.



Electromagnetic needle thread / looper thread trimming device



① Presser lifter drive mechanism magnet  
② Thread trimmer drive mechanism magnet


## UT57

### Pneumatic type needle thread / looper thread trimming device / Auto-lifter

It is a pneumatic type needle thread / looper thread trimming device / Auto-lifter. Since the automatic lift of the presser foot and automatic thread trimming can be activated by lightly depressing the pedal, work efficiency is dramatically increased. The air blow type wiper is supplied with the sewing machine as an accessory.



Pneumatic type needle thread / looper thread trimming device



① Presser lifter drive mechanism air cylinder  
② Thread trimmer drive mechanism air cylinder

## PL12

### Cloth puller : Gear type

This is a gear type cloth puller. It helps feed difficult-to-feed materials to assist smooth sewing.

(Example: Attaching flat elastic bands)



## PL13

### Cloth puller : Flat type

This is a flat type cloth puller. It helps feed soft material which requires a higher feeding force to assist sewing.

(Example: Hemming)



## MC37 · MC40

### Pneumatic cloth chip suction device

MC37 (solenoid valve type) : Part No.40023706,

MC40 (mechanical valve type) : Part No.40023707



## ■ SPECIFICATIONS (U11, H11, H22, H23, E11, E22, E23)

Model name	MF-7900 series		MF-7900D series
Stitch type	2-needle/3-needle top and bottom covering stitch		2-needle/3-needle top and bottom covering stitch
Needle	UY128GAS (#10S) #9~#12S		
Lift of the presser foot	5mm (with top and bottom covering stitch), 8mm (with bottom covering stitch)		
Stitch pitch adjustment	By dial		
Differential feed adjustment	By micro-adjustment mechanism		
Lubrication	Automatic	Automatic (frame: no lubrication)	
Lubricating oil	JUKI Machine Oil 18 (equivalent to ISO VG18)		
Feed dog inclination adjustment	Provided as standard		
Micro-lifter	Provided as standard		
Needle gauge (mm)	3.2, 4.0, 4.8, 5.6, 6.4		
Needle bar stroke converting function	U11, H11, H22, H23, E11 : Provided as standard: 31mm: at the time of delivery / When sewing a heavy-weight material: 33mm *		
	E22, E23 : Provided as standard: 33mm: at the time of delivery / When sewing a heavy-weight material: 35mm	—	
Silicon oil tank for needle tip and needle thread	Provided as standard		
Cartridge oil filter	Provided as standard		
Power requirement / Power consumption	Single-phase 100~120V / 200~240V, 3-phase 200~240V / 500VA (with automatic thread trimmer)		
Weight of the machine head	U11	41kg (without device), 49kg (with UT51), 51kg (with PL/UT52), 44kg (with UT57)	
	H11 (with PL) *	43kg (without device), 51kg (with UT52), 46kg (with UT57)	
	E22, E23 (with PL)	43kg (without device), 51kg (with UT52), 46kg (with UT57)	
	E11 (with PL)	44kg (without device), 48kg (with UT55), 47kg (with UT56)	
	H22, H23	42kg (without device), 50kg (with UT51), 45kg (with UT57)	

\* "H11" excepts MF-7900D Series.

## ■ Compressedair / Air consumption (with automatic thread trimmer)

Device	Top and bottom thread trimmer Auto-lifter	Bottom thread trimmer Auto-lifter	Air blow type wiper	MC37 MC40	Air consumption dm <sup>3</sup> /min (ANR)	Compressed air MPa
UT55	—	●	—	●	456	0.5
UT56	—	●	●	—	182	0.5
	—	●	●	●	637	
UT57, UT59	●	—	—	—	0.7	0.5
	●	—	●	—	182	
	●	—	—	●	456	
	●	—	●	●	637	

<b>JUKI ECO PRODUCTS</b>	<b>The MF-7923U11B56/UT57 is an eco-friendly product which complies with JUKI ECO PRODUCTS standards for protecting the environment.</b>
	<ul style="list-style-type: none"> <li>● This sewing machine reduces power consumption by 27% as compared with the conventional models.</li> <li>● The sewing machine complies with the "Juki Group Green Procurement Guidelines" on the use of hazardous substances, which is stricter than other restrictions, such as those of the RoHS Directive.</li> </ul> <p><b>For details of JUKI ECO PRODUCTS, refer to : <a href="http://www.juki.co.jp/eco_e/index.html">http://www.juki.co.jp/eco_e/index.html</a></b></p> <p><small>*The RoHS Directive is an EU Directive limiting the use of 6 hazardous substances (lead, hexavalent chromium, mercury, cadmium, PBB and PBDE) in electrical and electronic equipment. The Juki Green Procurement Guideline is the voluntarily established criteria to eliminate not only the aforementioned six substances, but also other ones which also adversely affect the environment.</small></p>



Registered Organization : JUKI CORPORATION Head Office  
The Scope of the Registration : The activities of research, development, design, sales, distribution, and maintenance services of industrial sewing machines, household sewing machines and industrial robots, etc., including sales and maintenance services of data entry systems.

**JUKI**  
JUKI CORPORATION  
SEWING MACHINERY BUSINESS UNIT

2-11-1, TSURUMAKI, TAMA-SHI,  
TOKYO 206-8551, JAPAN  
PHONE : (81) 42-357-2254  
FAX : (81) 42-357-2274  
<http://www.juki.com>

\* Specifications and appearance are subject to change without prior notice for improvement.  
\* Read the instruction manual before putting the machine into service to ensure safety.  
\* This catalogue prints with environment-friendly soyink on recycle paper.