

Quick Reference Guide

Hurtigguide

Snabbstarts guide

Hurtig referenceguide

Рікаорас

Краткий справочник



Refer to the operation manual for detailed instruction.

Also, there are differences in the keys and screens depending on the display language. In this guide, English screens are used for basic explanations.

Vennligst les den engelske instruksjonsboken for mer detaljerte instruksjoner.

I denne guiden er de engelske skjermbildene brukt i forklaringene. Merk at skjermbilder og taster kan se annerledes ut, avhengig av hvilket språk som er valgt i displayet.

Hänvisa till användaremanualen för en mer detaljerad instruktion.

Det kan även finnas olikheter på knappar och skärmar beroende på språk.

I denna guide används engelska skärmar för grundläggande förklaringar.

Forklaring på LCD displayet for detaljeret instruksjon:

Der er i denne quick guide brukt engelske skærbilleder, hvilket vil sige, at der kan forekomme differencer.

Katso tarkemmat ohjeet koneen käyttöohjeesta.

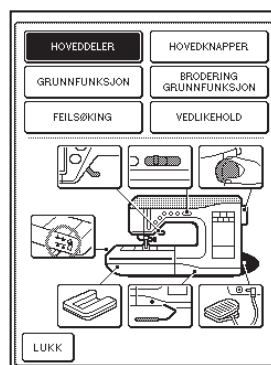
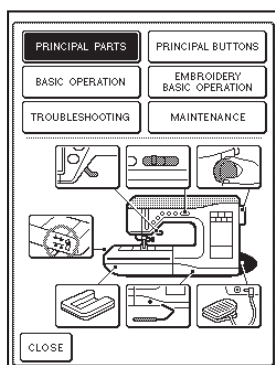
Koneen näyttö ja siinä näkyvät painikkeet ovat hieman erilaisia riippuen siitä mikä kieli näyttöön on valittu. Tässä pikaoppaassa olevat näytön kuvat ovat englannin kielisen näytön mukaisia.

Более подробная информация представлена в руководстве по эксплуатации.

Кроме того, в зависимости от языка сообщений на ЖК-дисплее названия кнопок и другая информация на экранах могут иметь некоторые различия. В настоящем справочнике основные пояснения даются на примере экранов с информацией на английском языке.

<English display>
<Engelsk: utfoldelse>
<Engelsk display>
<Engelsk skærbillede>
<Englannin kielinen näyttö>
<Экран: английский язык>

<Example: Norwegian>
<Eksempel: Norsk>
<Exempel: Norska>
<Eksempel: Norsk>
<Esimerkki: Norjalainen>
<Пример: Норвежский>



Contents

Winding the Bobbin.....	2
Setting the Bobbin	2
Upper Threading	3
Preparing to Embroider	4
Selecting Stitch Patterns	6
Utility Stitches	6
Character/Decorative Stitches.....	6
Embroidery Patterns.....	7
Embroidery Edit Patterns.....	7
Others	8
Summary of Stitch Patterns	9
Utility Stitches	9
Character/Decorative Stitches.....	9
Summary of Embroidery patterns	11
Embroidery Pattern Color Change Table	14
Embroidery patterns.....	14
Floral patterns.....	18
Color Thread Conversion Chart.....	19

Innehåll

Spola upp tråd på spole.....	2
Montera spole.....	2
Trådning av övertråd	3
Förbered för att brodera.....	4
Välja söm.....	6
Nyttosömmar.....	6
Tecken/Dekorativa sömmar	6
Broderimönster.....	7
Justera broderimönster.....	7
Ytterligare sömmar	8
Översikt av sömmar.....	9
Nyttosömmar.....	9
Tecken/Dekorativa sömmar	9
Översikt av broderimönster	11
Broderimönster färgändringstabell	14
Broderimönster	14
Blom-mönster.....	18
Omvandlingstabell trådfärg	19

Sisältö

Puolaaminen	2
Puolan asettaminen.....	2
Ylälangan langoittaminen.....	3
Kirjontaan valmistautuminen	4
Ommelkuvion valinta.....	6
Hyötyompeleet.....	6
Kirjain-/Koristeompeleet	6
Kirjontakuviot.....	7
Kirjontakuvioyhdistelmät	7
Muut	8
Yhteenveto ommelkuvioista	9
Hyötyompeleet.....	9
Kirjain-/Koristeompeleet	9
Yhteenveto kirjontakuvioista.....	11
Kirjontakuvioiden värvaihtotaulukko	14
Kirjontakuviot.....	14
Kukkakuviot	18
Lankavärien muuntotaulukko.....	19

Innhold

Spoling av undertråd	2
Sett i spolen	2
Treing av overtråden.....	3
Forberedelser til brodering	4
Velg søm	6
Nyttesømmer.....	6
Bokstaver/dekorative sømmer	6
Broderimønstre.....	7
Redigere broderimønstre	7
Annet	8
Oppsummering sømmer	9
Nyttesømmer.....	9
Bokstaver/dekorative sømmer	9
Oppsummering broderimønstre.....	11
Fargeoppsett broderimønstre.....	14
Broderimønstre	14
Blomstermotiv	18
Fargekart, konvertert til andre leverandører sine fargenummer	19

Indhold

Undertrådspoling	2
Isætning af undertråd	2
Trådning af overtråd	3
Klargøring af broderi	4
Valg af stikninger	6
Nyttesømme	6
Pynte/dekorative sømme.....	6
Broderimønstre.....	7
Redigering af broderier	7
Andre funktioner	8
Visning af de indbyggede stikninger	9
Nyttesømme	9
Pynte/dekorative sømme.....	9
Visning af de indbyggede broderimønstre	11
Visning af de indbyggede broderimønstre med farver.....	14
Broderimønstre.....	14
Store blomster broderier	18
Nøgle for broderitråds farve	19

Содержание

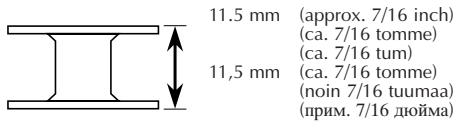
Намотка шпульки	2
Установка шпульки	2
Заправка верхней нити	3
Подготовка к вышиванию	4
Выбор рисунков строчек	6
Обычные строчки	6
Знаки/декоративные строчки.....	6
Рисунки вышивки	7
Редактирование рисунков вышивки	7
Прочее.....	8
Рисунки строчек	9
Обычные строчки	9
Знаки/декоративные строчки.....	9
Рисунки вышивки.....	11
Таблица смены цвета нитей для рисунка вышивки.....	14
Рисунки вышивки	14
Буквы алфавита, украшенные цветами.....	18
Таблица преобразования цветов нитей	19

Winding the Bobbin Spola upp tråd på spole Puolaaminen

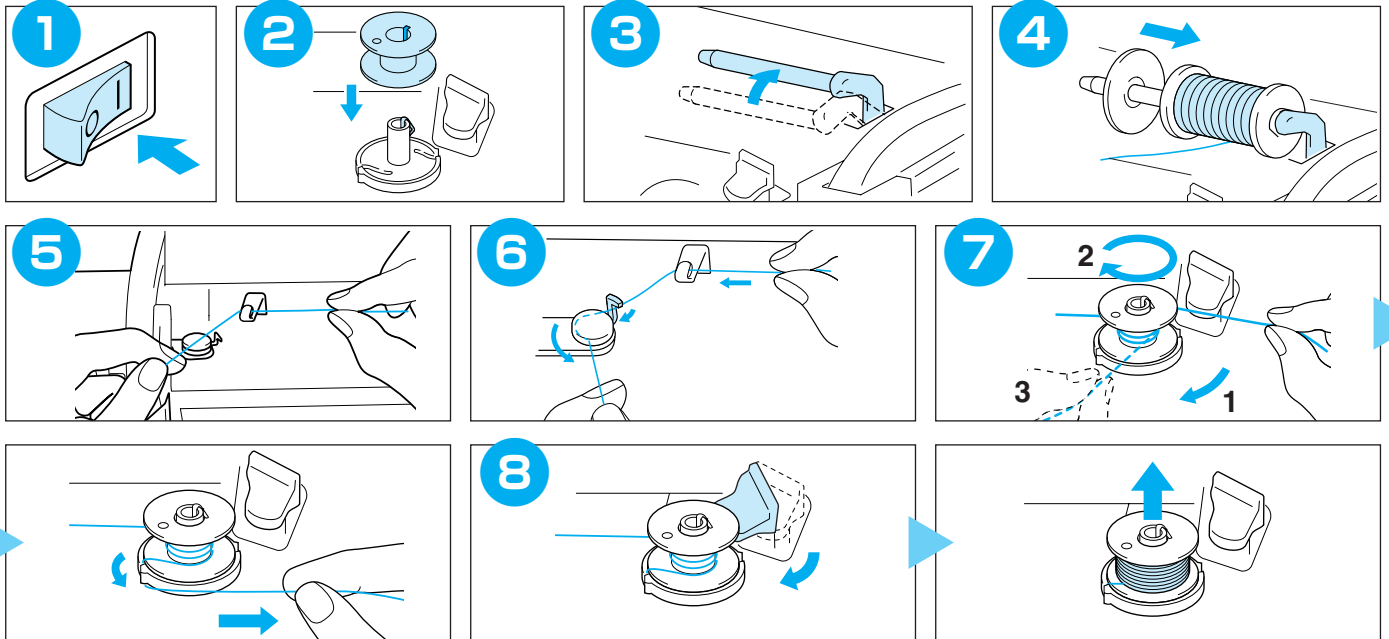
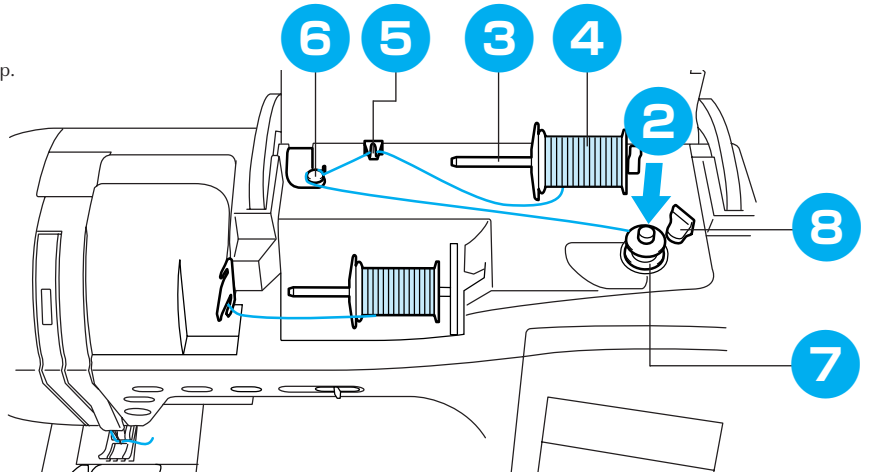
Spoling av undertråd Undertrådsspoling Намотка шпульки

Follow the numbered steps below in order. Refer to the operation manual for detailed instruction.
 Ved spoling, følge nummereringen under. Se i instruksjonsboken for en mer detaljert beskrivelse.
 Følj de numererte stegen nedanför i ordning. Hänvisa till användaremanualen för en mer detaljerad instruktion.
 Følg billederne nedenfor i nummereret rækkefølge. For en mere detaljeret anvisning, se brugsanvisningen.
 Seuraa alla olevia numeroituja ohjeita numerojärjestyksessä. Katso tarkemmat ohjeet koneen käyttöohjeesta.
 Выполните приведенные ниже операции в порядке их нумерации. Более подробная информация представлена в руководстве по эксплуатации.

Use only the enclosed bobbin or bobbins of the same type.
 Bruk den bakre spolepinnen.
 Använd bara den medföljande spolen eller spolar av samma typ.
 Brug kun originale spoler.
 Käytä vain koneen mukana tulevia tai saman tyyppisiä puolia.
 Применяйте только прилагаемые к машине шпульки или шпульки того же типа.



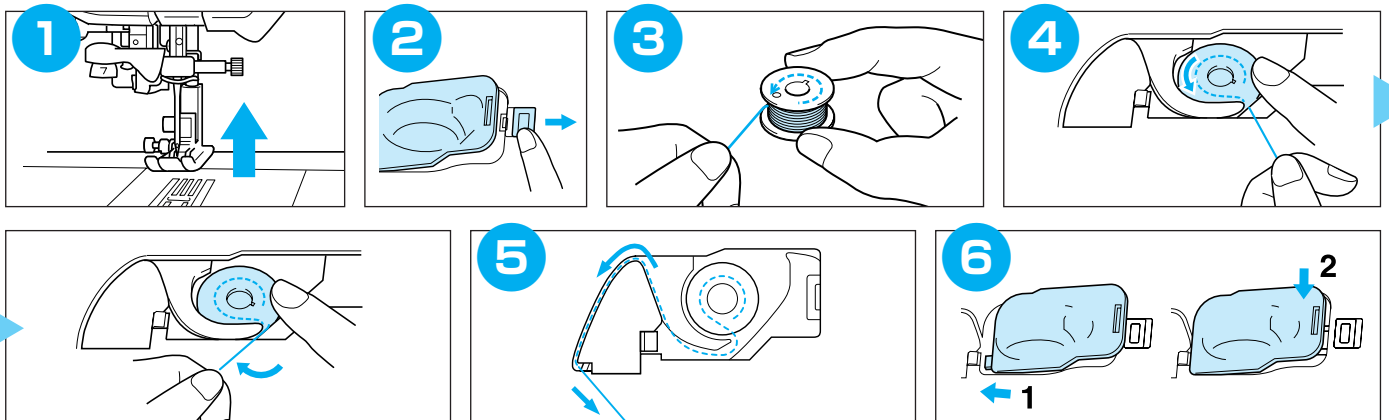
Using the Supplemental Spool Pin
 Bruk vedlagte spolepinne.
 Användning av extra spolpinne
 Brugen af den supplerende spolepind.
 Käyttäen lisälankatappia
 Использование дополнительного стержня для катушки



Setting the Bobbin Montera spole Puolan asettaminen

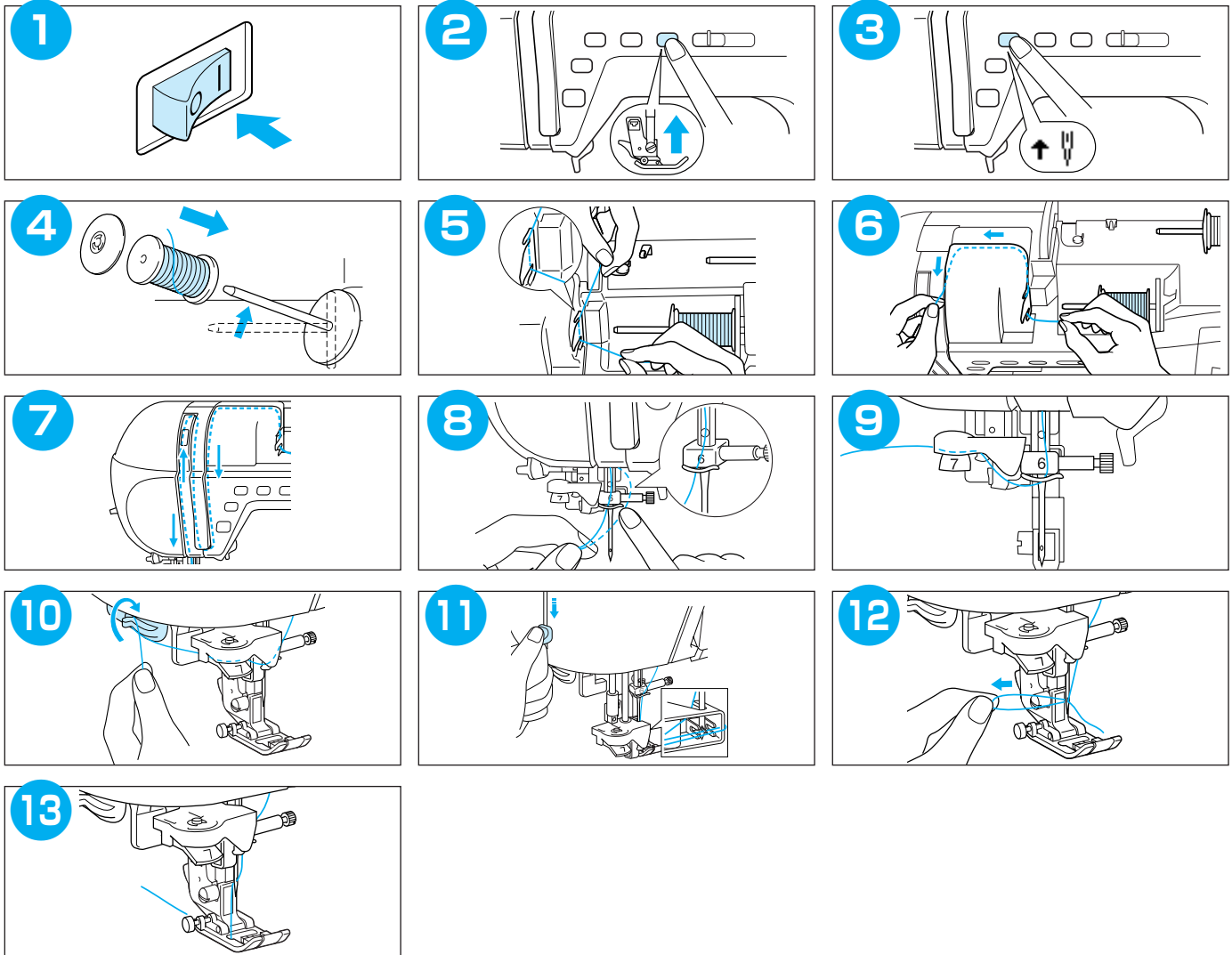
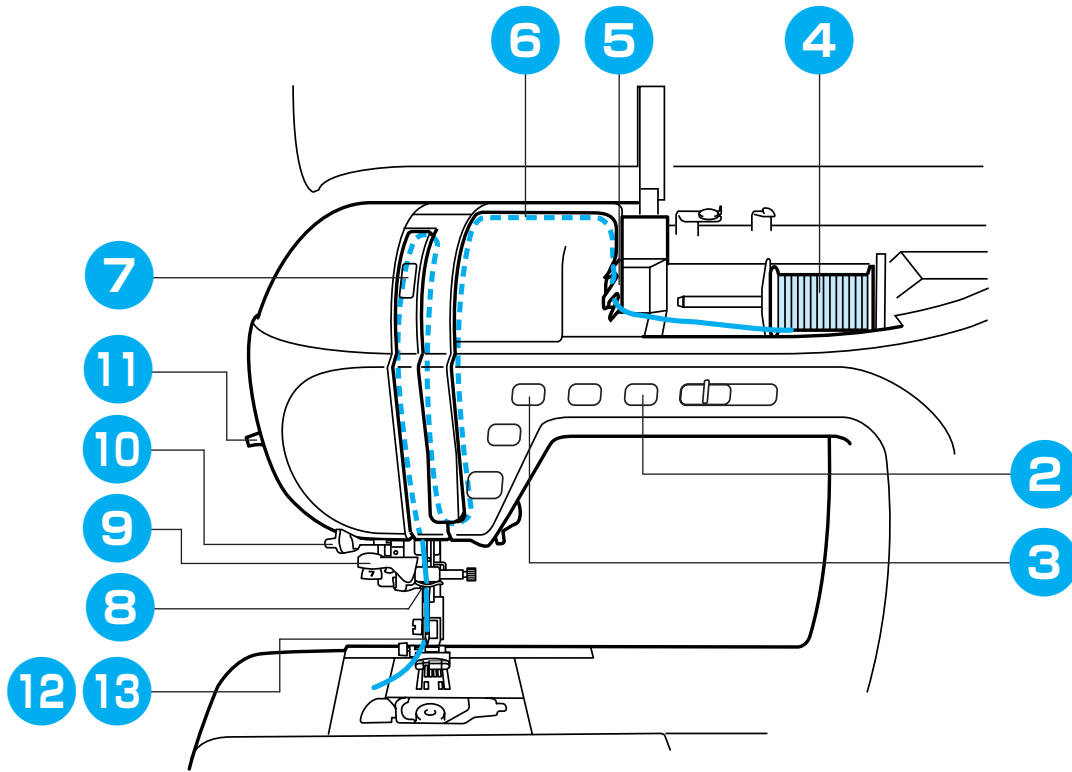
Sett i spolen Isætning af undertråden Установка шпульки

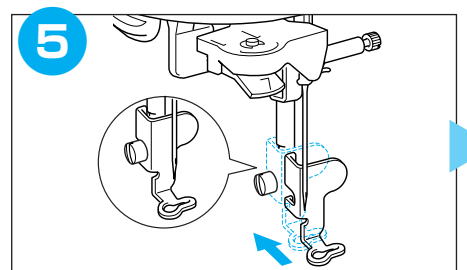
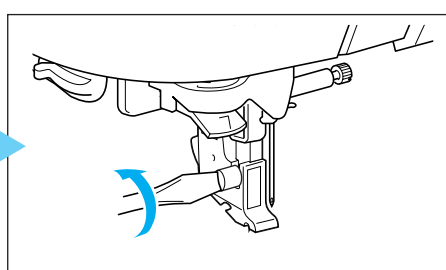
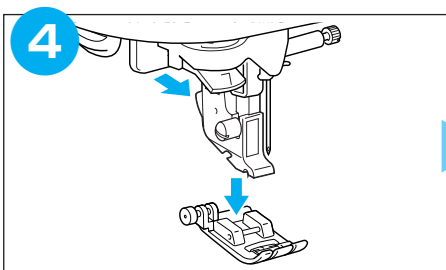
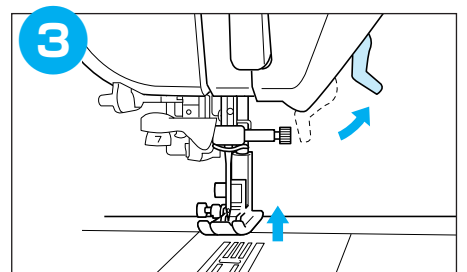
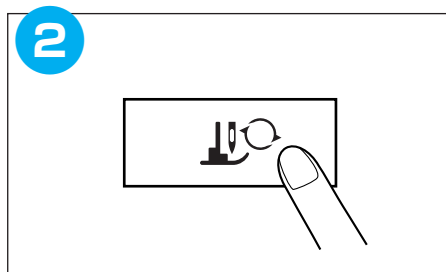
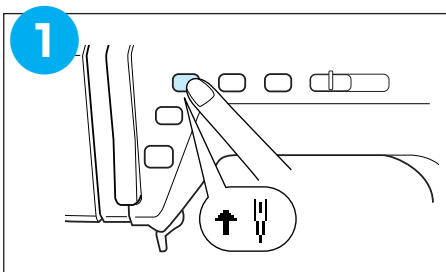
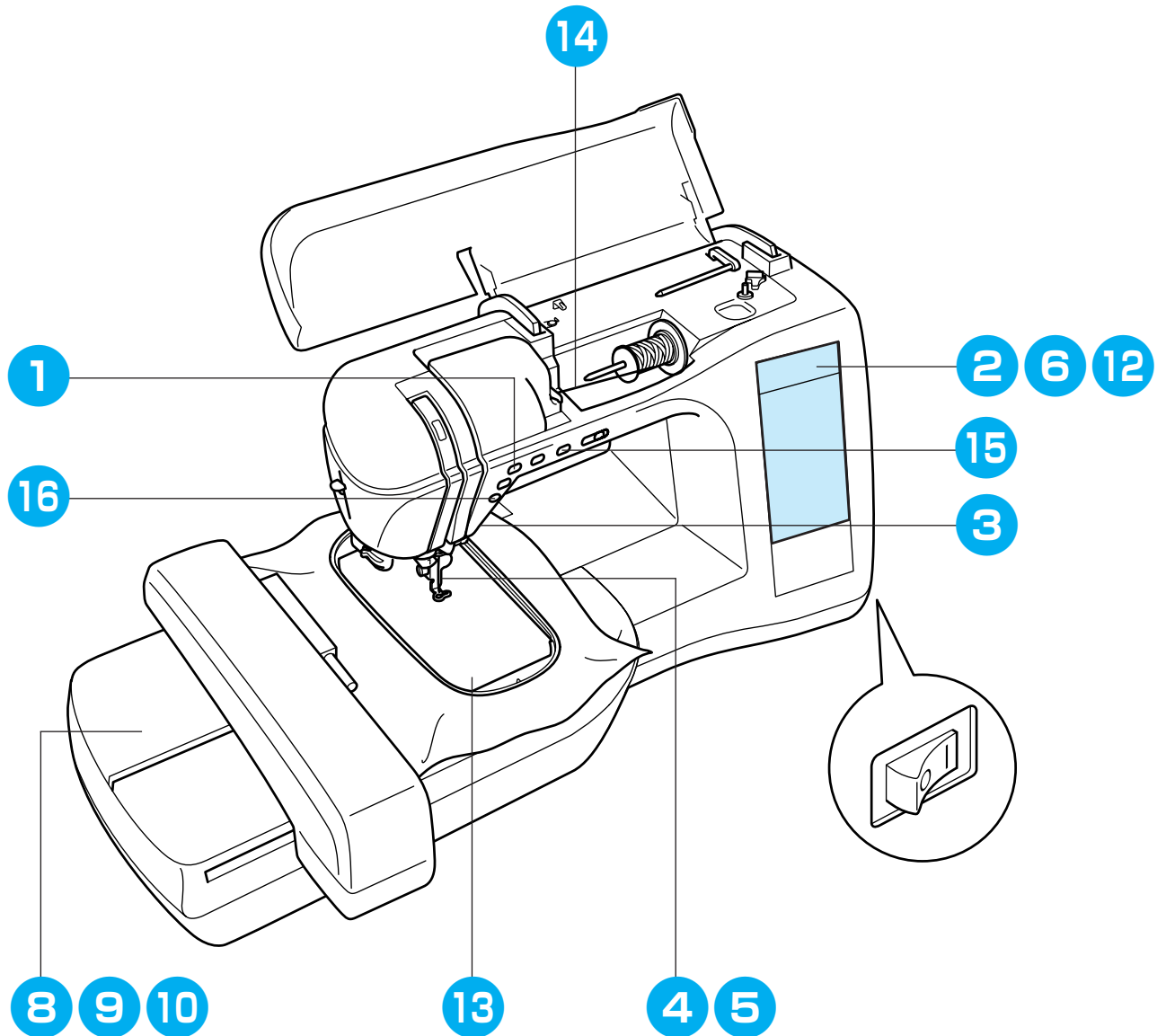
Refer to the operation manual for detailed instruction.
 Se i instruksjonsboken for en mer detaljert beskrivelse.
 Hänvisa till användaremanual för detaljerad instruktion.
 For en mere detaljeret anvisning, se brugsanvisningen.
 Katso tarkemmat ohjeet koneen käyttöohjeesta.
 Подробная информация: см. в руководстве по эксплуатации

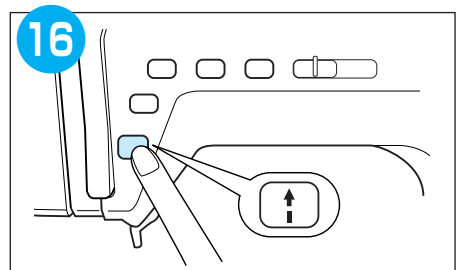
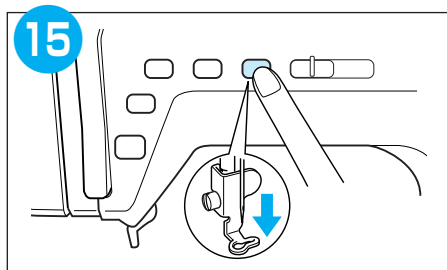
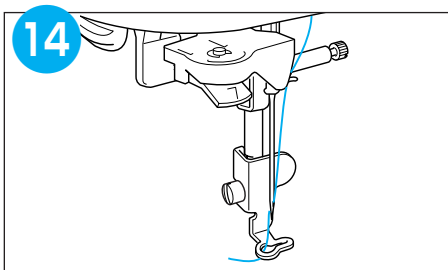
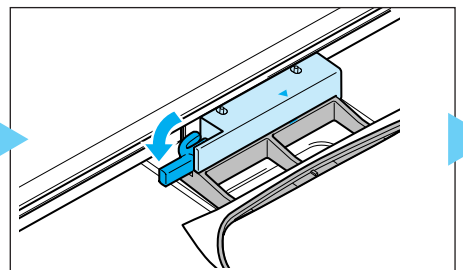
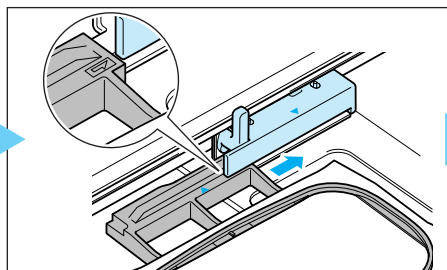
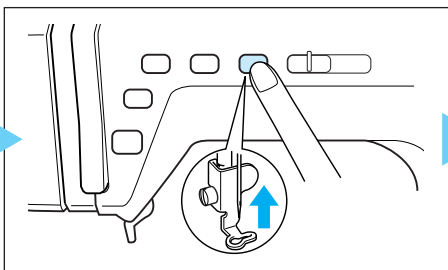
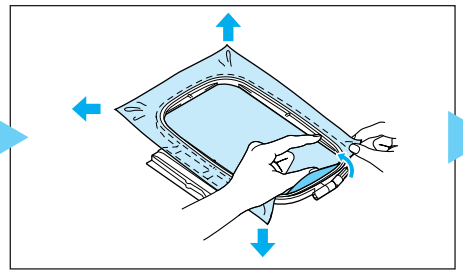
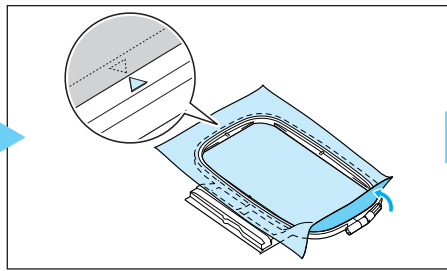
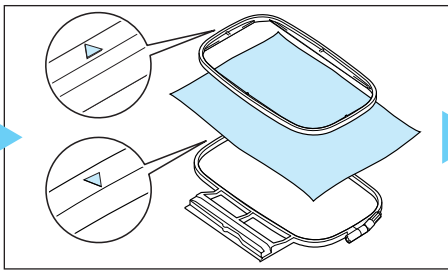
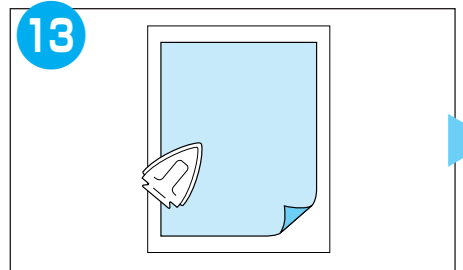
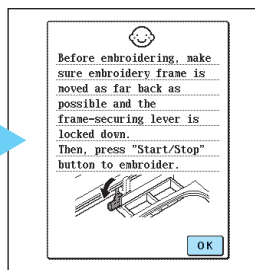
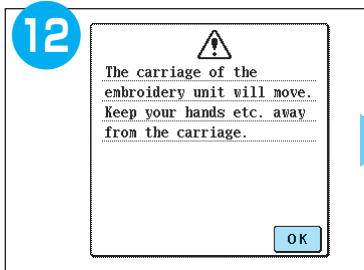
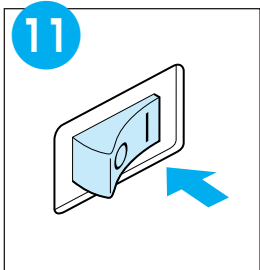
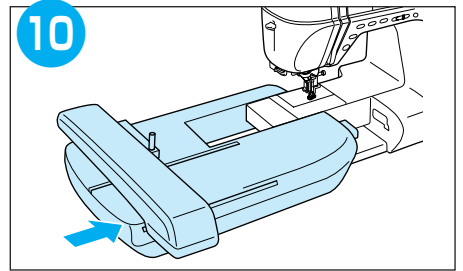
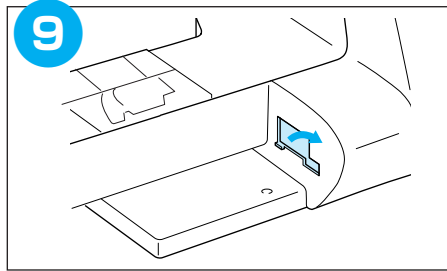
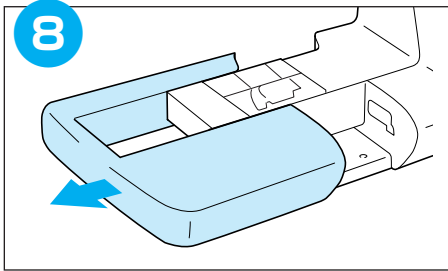
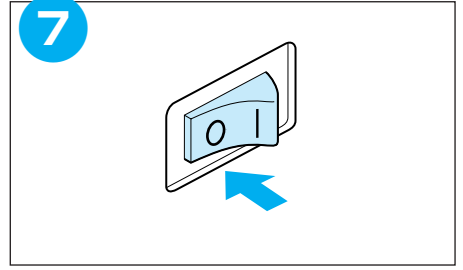
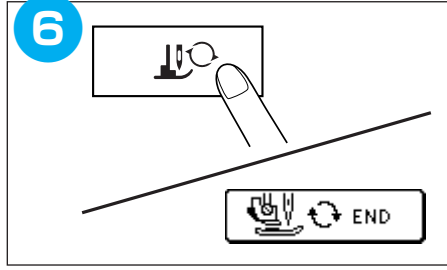
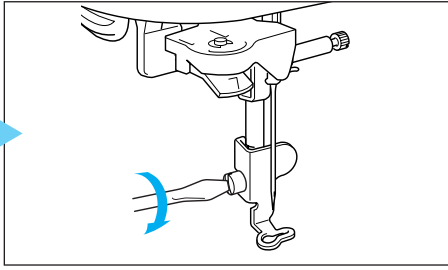


Upper Threading
 Trådning av övertråd
 Ylälangan langoittaminen

Treing av overtråden
 Trådning af overtråden
 Заправка верхней нити







Selecting Stitch Patterns Välja söm Ommelkuvion valinta

Velg søm Valg af stikninger Выбор рисунков строчек

Utility Stitches

When switching on machine, the screen will display the name of the machine. Touch the screen to display the utility stitch. Depending on the setting, either "1-01 Straight stitch (Left)" or "1-03 Straight stitch (Middle)" is automatically selected.

Nyttesømme

Når du tænder maskinen, vil modelnavnet på maskinen komme frem på skærmen. Tryk på skærmen og nyttesømmene kommer frem. Alt efter om der er valgt "1-01" ligesøm med nålen i venstre side, eller "1-03" ligesøm med nålen i midten, vælges sømmen automatisk.

Nyttesømmer

Maskinens navn vises når maskinen slås på. Tryk på skærmen, og nyttesømmer vises. Avhengig av innstillinger, så velges automatisk enten "1-01 Rettsøm (venstre)" eller "1-03 Rettsøm (midtstil)".

Hyötyompeleet

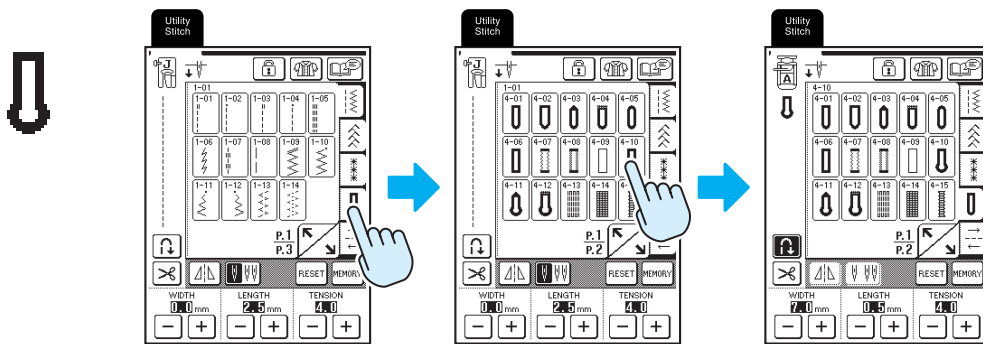
Kun virta kytketään koneeseen, näytössä näkyv ompelukoneen nimi. Kosketa näyttöä, jolloin hyötyompeleet näkyvät näytössä. Asetuksista riippuen joko "1-01 Suora ommel (vasen)" tai "1-03 Suora ommel (keskellä)" on automaattisesti valittuna.

Nyttosömmar

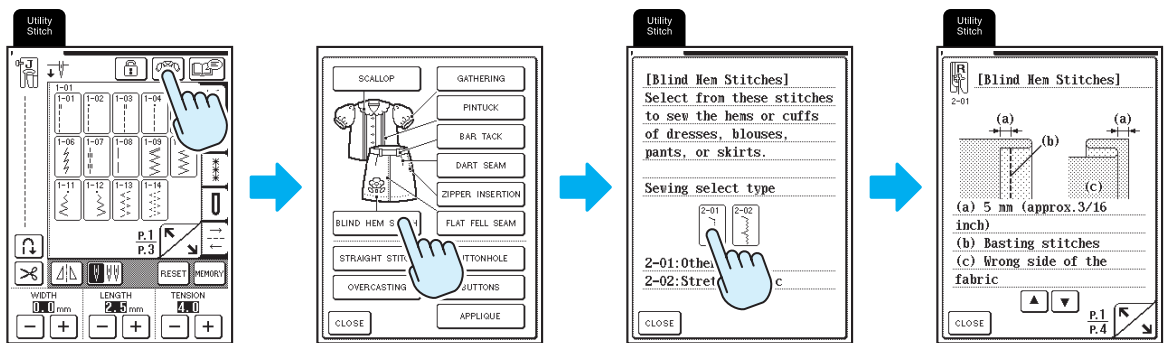
När maskinen slås på, visar skärmen namnet på maskinen. Tryck på skärmen för att visa nyttsömmar. Beroende på inställning, så är "1-01 Rak söm (Vänster)" eller "1-03 Rak söm (Mitten)" automatiskt valt.

Обычные строчки

При включении машины на экране отображается название машины. Для отображения обычных строчек коснитесь экрана. В зависимости от установки автоматически выбирается "1-01 Straight stitch (Left)" ("Прямая строчка (при положении иглы слева) 1-01") или "1-03 Straight stitch (Middle)" ("Прямая строчка (при центральном положении иглы) 1-03").

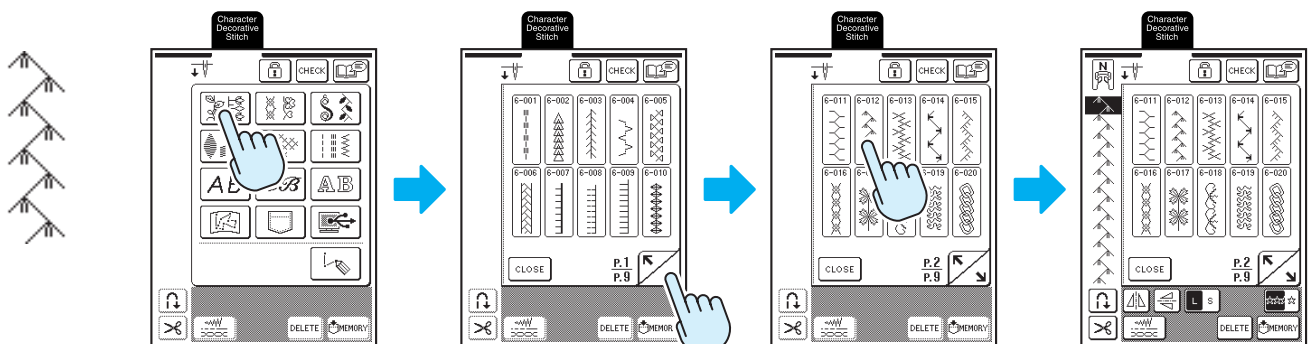


Blind Hem Stitch / Blindsting / Blindsöm /
Blindsting / Piilo-ommel / Потайная строчка-мережка



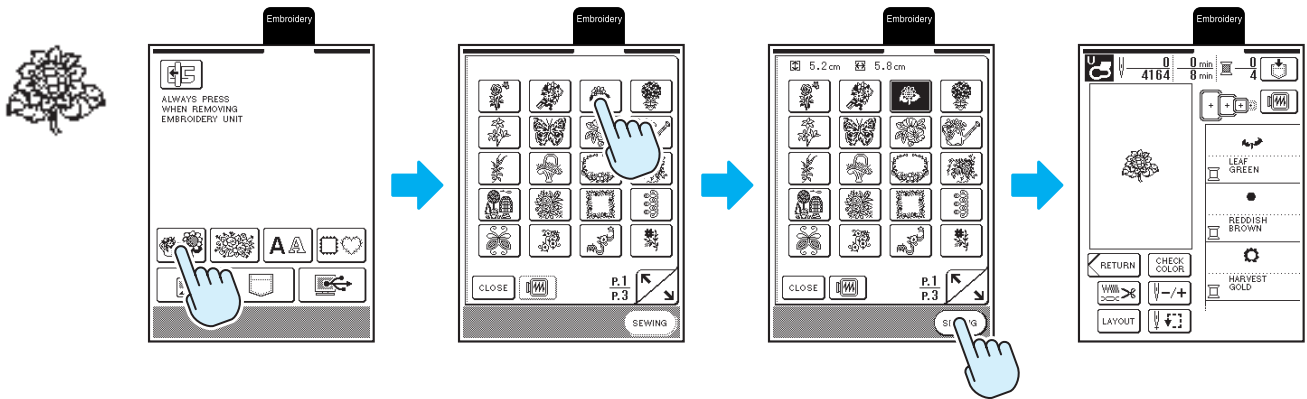
Character/Decorative Stitches Tecken/Dekorative sömmar Kirjain-/koristeompeleet

Bokstaver/Dekorative sømmer Pynte/dekorative sømme Знаки/декоративные строчки



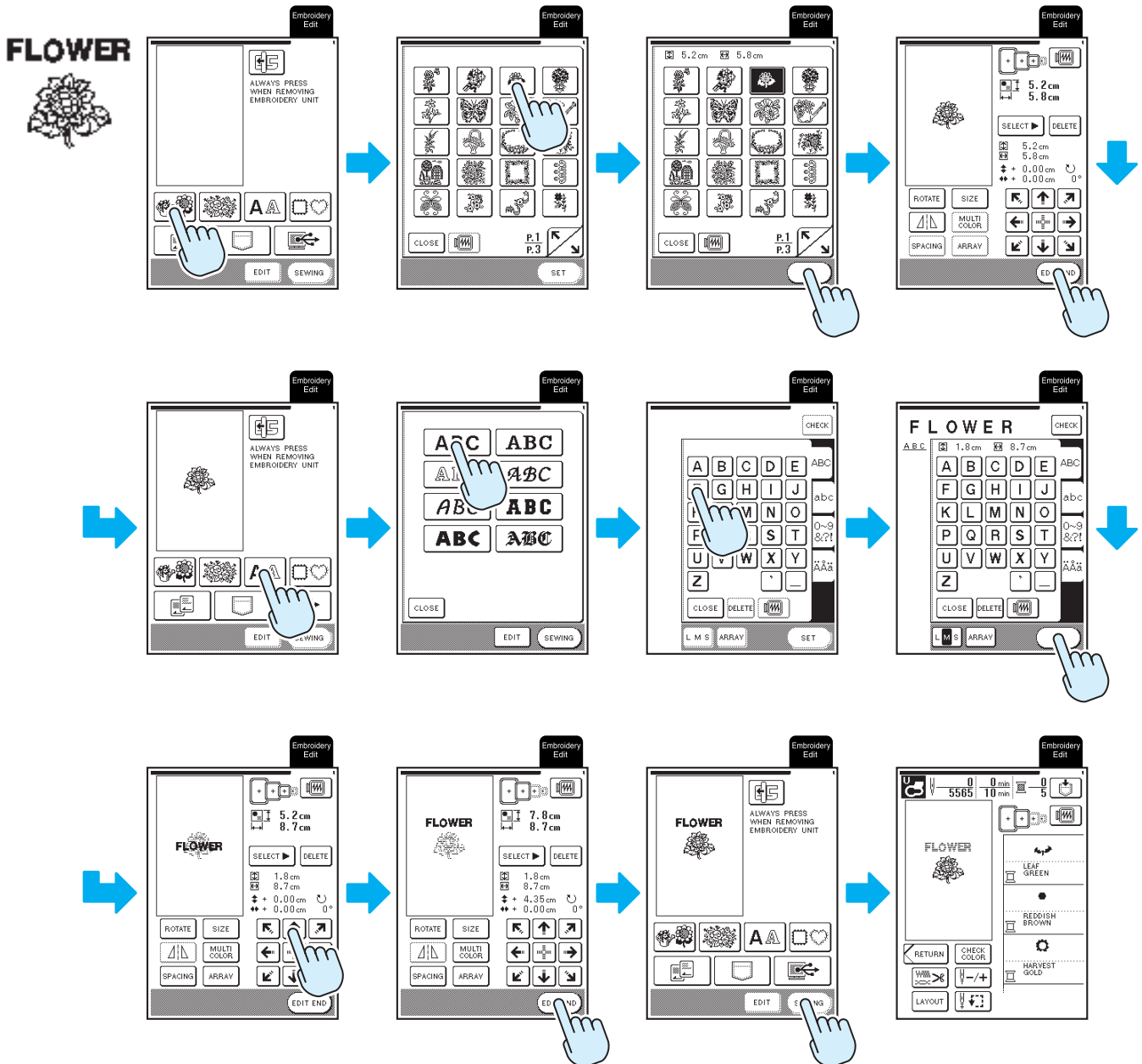
- ◆ Embroidery Patterns
- ◆ Broderimønster
- ◆ Kirjontakuviot

- ◆ Broderimønstre
- ◆ Broderimønster
- ◆ Рисунки вышивки



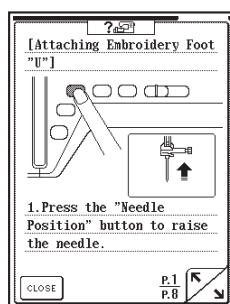
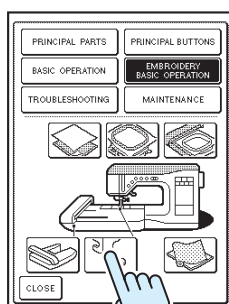
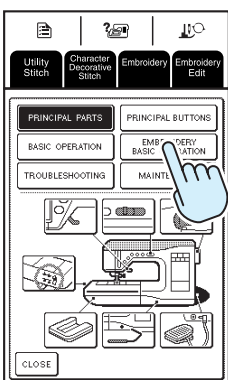

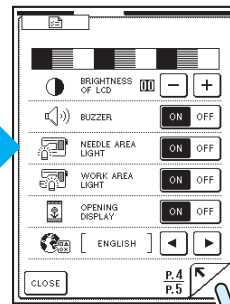
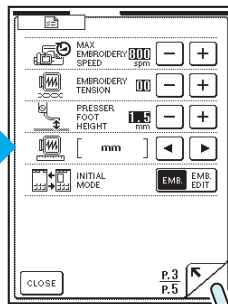
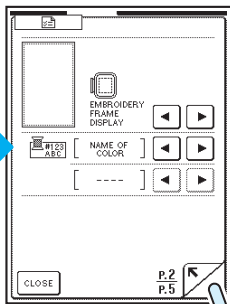
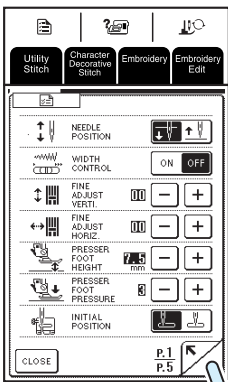
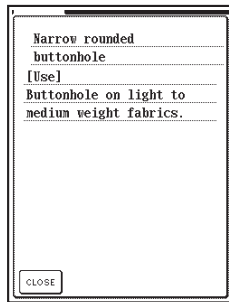
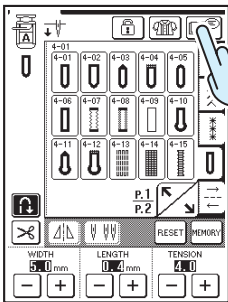
- ◆ Embroidery Edit Patterns
- ◆ Justera broderimønster
- ◆ Kirjontakuvioidistelmät

- ◆ Redigere broderimønstre
- ◆ Redigering af broderier
- ◆ Редактирование рисунков вышивки



- ◆ Others
- ◆ Ytterligere sømmer
- ◆ Muut

- ◆ Annet
- ◆ Andre funktioner
- ◆ Прочее

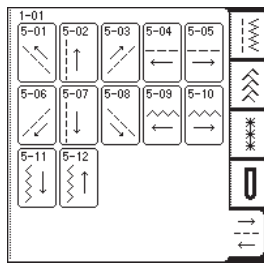
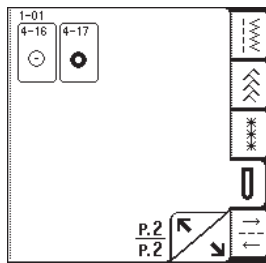
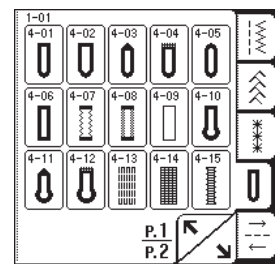
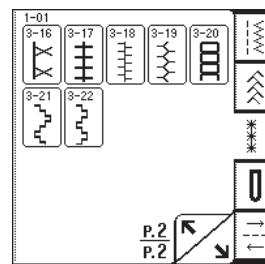
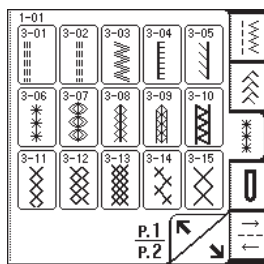
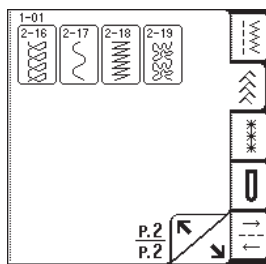
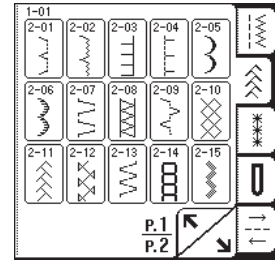
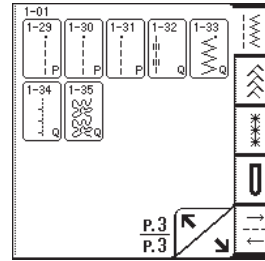
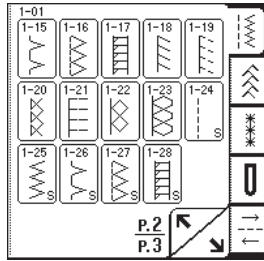
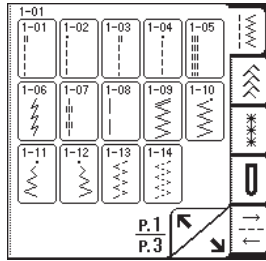
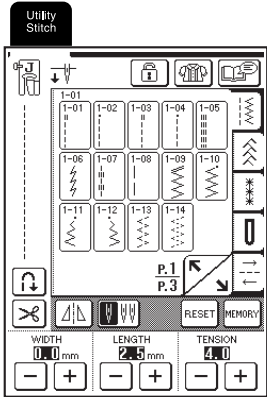


Summary of Stitch Patterns Översikt av sömmar Yhteenveto ommelkuvioista

Oppsummering sømmer Visning af de indbyggede stikninger Рисунки строчек

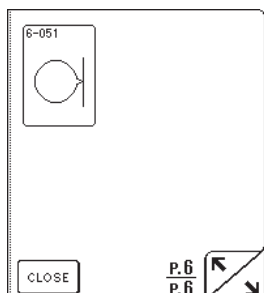
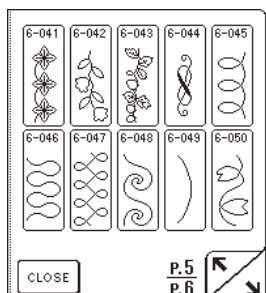
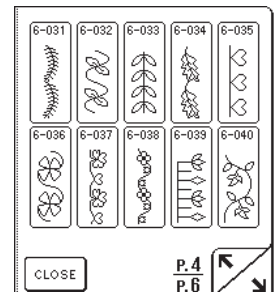
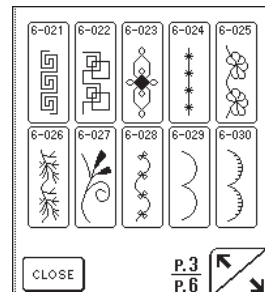
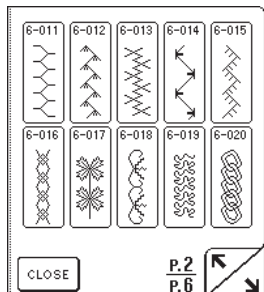
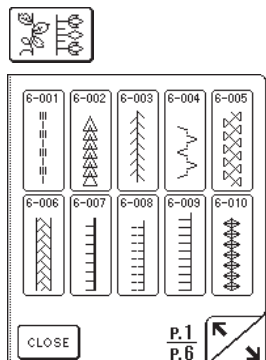
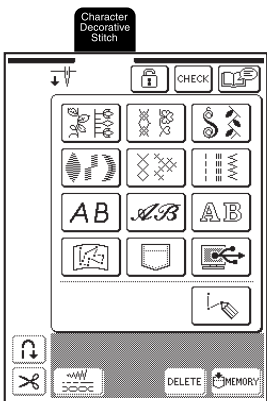
- ◆ Utility Stitches
- ◆ Nyttësømmer
- ◆ Hyötyompeleet

- ◆ Nyttësømmer
- ◆ Nyttësømme
- ◆ Обычные строчки



- ◆ Character/Decorative Stitches
- ◆ Tecken/Dekorative sömmar
- ◆ Kirjain-/koristeompeleet

- ◆ Bokstaver/Dekorative sømmer
- ◆ Punte/dekorative sømme
- ◆ Знаки/декоративные строчки





7-01	7-02	7-03	7-04	7-05
7-06	7-07	7-08	7-09	7-10

CLOSE P.1 P.4

7-11	7-12	7-13	7-14	7-15
7-16	7-17	7-18	7-19	7-20

CLOSE P.2 P.4

7-21	7-22	7-23	7-24	7-25
7-26	7-27	7-28	7-29	7-30

CLOSE P.3 P.4

7-31	7-32	7-33	7-34
------	------	------	------

CLOSE P.4 P.4



8-01	8-02	8-03	8-04	8-05
8-06	8-07	8-08	8-09	8-10

CLOSE

9-01	9-02	9-03	9-04	9-05
9-06	9-07	9-08	9-09	9-10
9-11	9-12	9-13	9-14	

CLOSE

10-01	10-02	10-03	10-04	10-05
10-06	10-07	10-08	10-09	10-10

CLOSE P.1 P.2

10-11	10-12
-------	-------

CLOSE P.2 P.2



11-01	11-02	11-03	11-04	11-05
11-06	11-07	11-08	11-09	11-10
11-11	11-12	11-13	11-14	11-15

CLOSE P.1 P.4

11-16	11-17	11-18	11-19	11-20
11-21	11-22	11-23	11-24	11-25
11-26	11-27	11-28	11-29	11-30

CLOSE P.2 P.4

11-31	11-32	11-33	11-34	11-35
11-36	11-37	11-38	11-39	11-40
11-41	11-42	11-43	11-44	11-45

CLOSE P.3 P.4

11-46	11-47	11-48	11-49	11-50
11-51	11-52	11-53	11-54	11-55
11-56	11-57			

CLOSE P.4 P.4

AB

A	B	C	D	E	ABC
F	G	H	I	J	abc
K	L	M	N	O	0~9
P	Q	R	S	T	&?!
U	V	W	X	Y	ÄÄä
Z	'	-			ÄÄä

CLOSE

a	b	c	d	e	ABC
f	g	h	i	j	abc
k	l	m	n	o	0~9
p	q	r	s	t	&?!
u	v	w	x	y	ÄÄä
z	'	-			ÄÄä

CLOSE

0	1	2	3	4	ABC
5	6	7	8	9	abc
&	?	!	()	0~9
'	,	.	-	-	&?!

CLOSE

Ä	Å	Æ	Ñ	Ö	ABC
Ø	Ç	Ü	ä	å	abc
à	æ	ë	è	é	0~9
ê	ñ	ô	ø		&?!
ì	ç	ù	û	ß	ÄÄä
'	-				ÄÄä

CLOSE

AB

A	B	C	D	E	ABC
F	G	H	I	J	abc
K	L	M	N	O	0~9
P	Q	R	S	T	&?!
U	V	W	X	Y	ÄÄä
Z	'	-			ÄÄä

CLOSE

a	b	c	d	e	ABC
f	g	h	i	j	abc
k	l	m	n	o	0~9
p	q	r	s	t	&?!
u	v	w	x	y	ÄÄä
z	'	-			ÄÄä

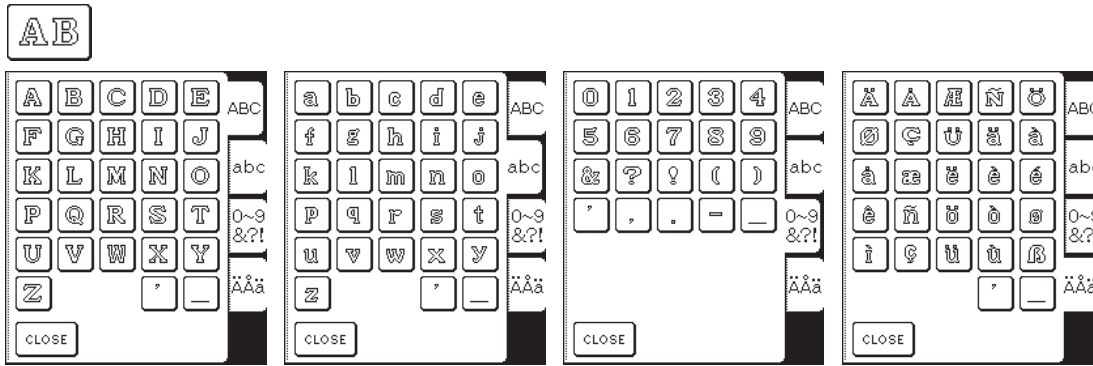
CLOSE

0	1	2	3	4	ABC
5	6	7	8	9	abc
&	?	!	()	0~9
'	,	.	-	-	&?!

CLOSE

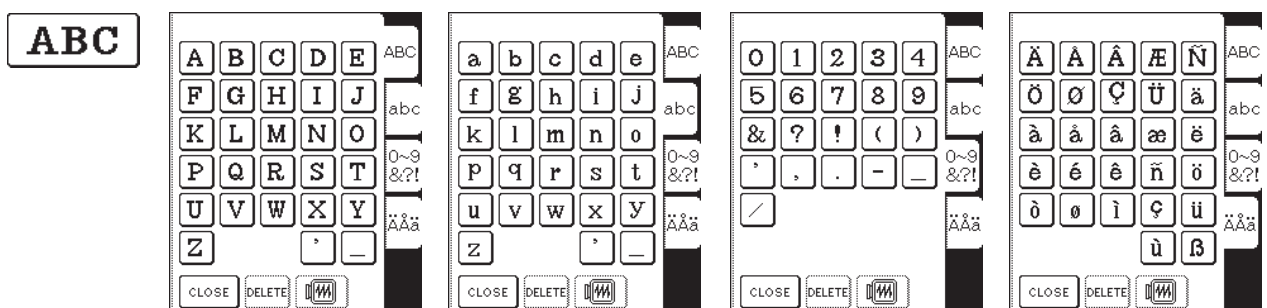
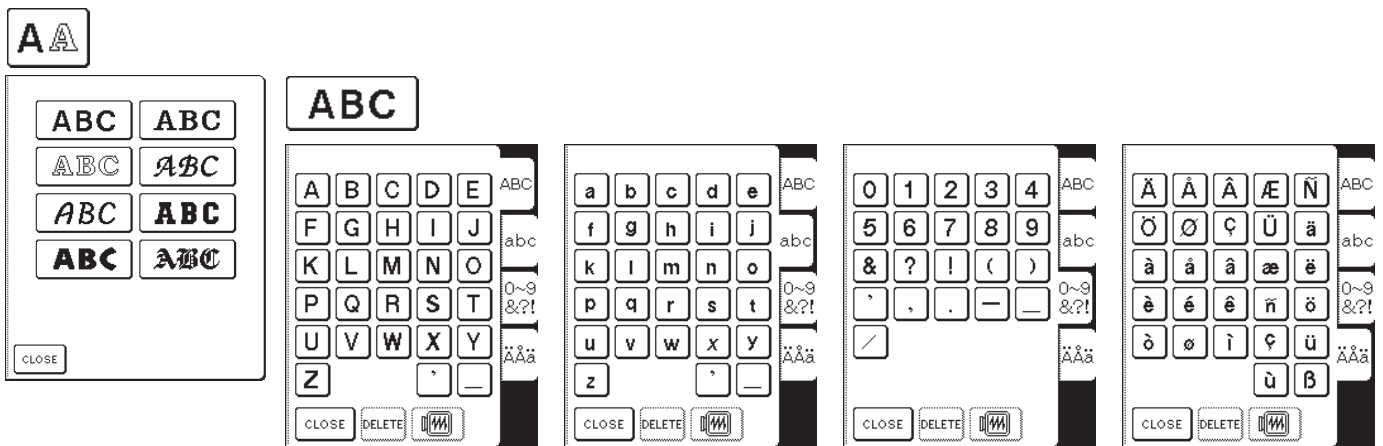
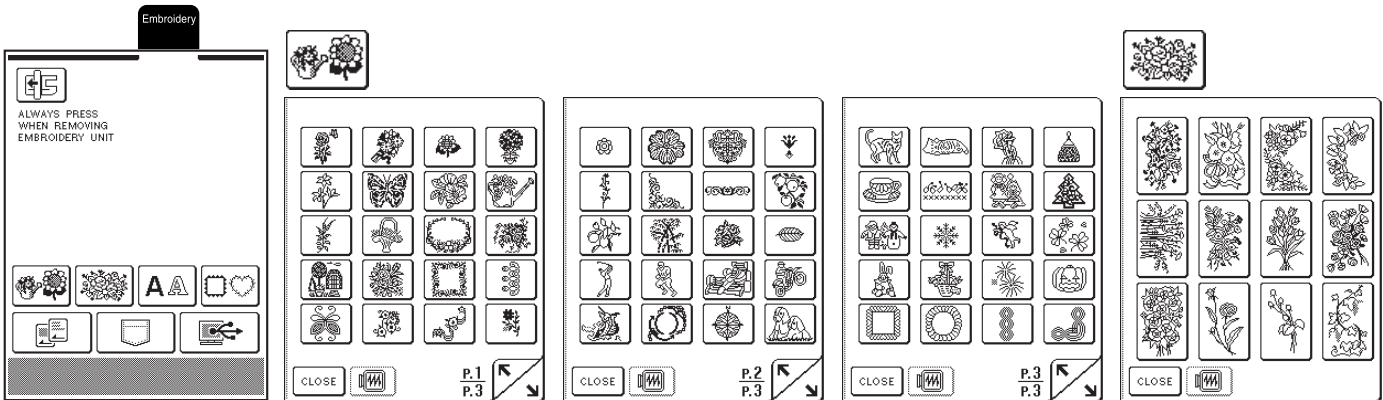
Ä	Å	Æ	Ñ	Ö	ABC
Ø	Ç	Ü	ä	å	abc
à	æ	ë	è	é	0~9
ê	ñ	ô	ø		&?!
ì	ç	ù	û	ß	ÄÄä
'	-				ÄÄä

CLOSE

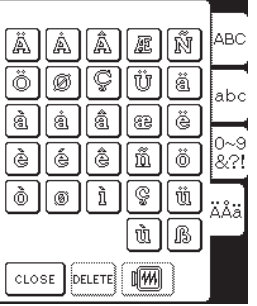
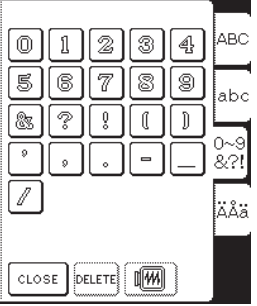
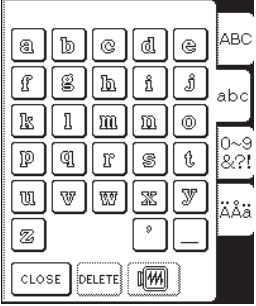
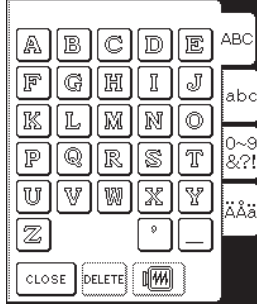


Summary of Embroidery patterns
 Översikt av broderimönster
 Yhteenveto kirjontakuvioista

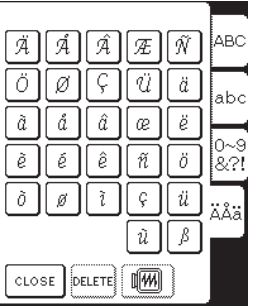
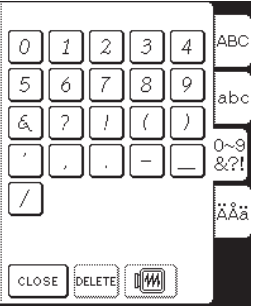
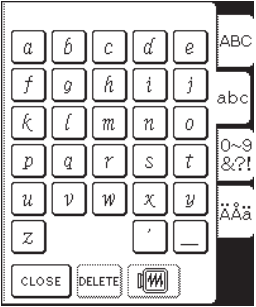
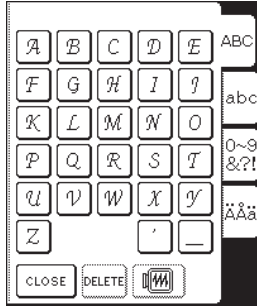
Oppsummering broderimønstre
 Visning af de indbyggede broderimønstre
 Рисуни вышивки



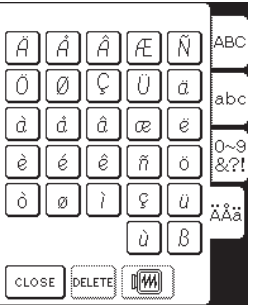
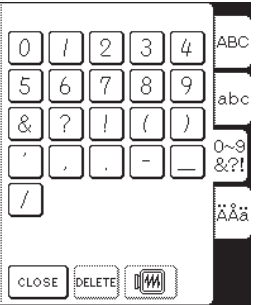


ABC



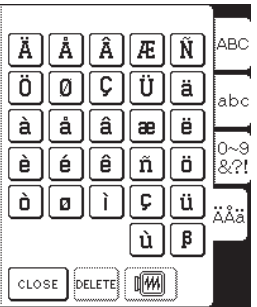
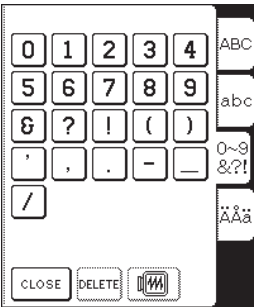

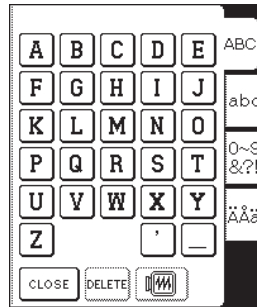
ABC



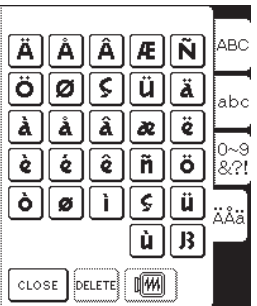
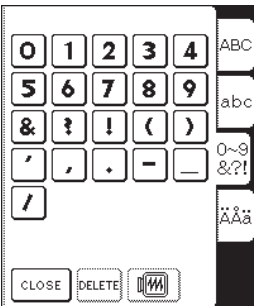


ABC



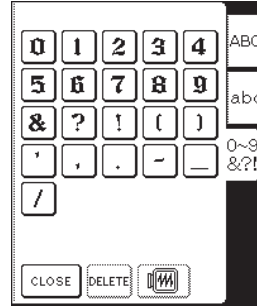
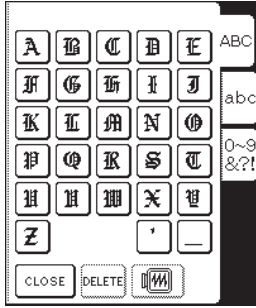
ABC



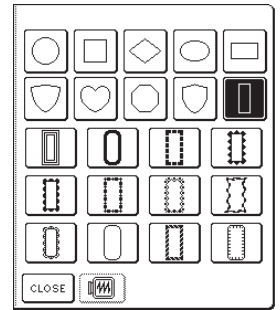
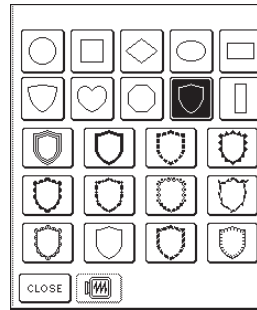








ABC



ABC



□ ♥



◆ Embroidery patterns
 ◆ Broderimønster
 ◆ Kirjontakuviot

◆ Broderimønstre
 ◆ Broderimønstre
 ◆ Рисунки вышивки



No. 1 **13min**

1	(513)
2	(515)
3	(507)
4	(058)
5	(030)
6	(800)
7	(107)
8	(010)
9	(070)
10	(058)
11	(107)

Size
 ↓9.2cm ↔6.9cm

EMBROIDERY

No. 6 **11min**

1	(620)
2	(007)
3	(707)
4	(208)
5	(107)

Size
 ↓7.7cm ↔9.2cm

No.11 **8min**

1	(612)
2	(019)
3	(513)
4	(085)
5	(800)
6	(205)

Size
 ↓7.6cm ↔9.6cm

No. 2 **19min**

1	(485)
2	(444)
3	(150)
4	(015)
5	(003)
6	(331)
7	(152)
8	(336)
9	(370)
10	(717)

Size
 ↓8.5cm ↔8.5cm

COUNTRY

No. 7 **29min**

1	(513)
2	(515)
3	(507)
4	(001)
5	(085)
6	(086)
7	(107)
8	(208)
9	(323)

Size
 ↓8.6cm ↔9.6cm

No.12 **13min**

1	(126)
2	(155)
3	(152)
4	(122)
5	(476)
6	(485)
7	(463)
8	(461)
9	(446)
10	(444)
11	(625)
12	(624)
13	(623)
14	(126)
15	(476)
16	(636)

Size
 ↓6.5cm ↔7.7cm

COUNTRY

No. 3 **8min**

1	(463)
2	(264)
3	(334)
4	(717)

Size
 ↓5.2cm ↔5.8cm

COUNTRY

No. 8 **7min**

1	(800)
2	(107)
3	(534)
4	(515)
5	(205)
6	(058)
7	(079)
8	(085)

Size
 ↓4.3cm ↔5.8cm

No.13 **19min**

1	(706)
2	(354)
3	(264)
4	(122)
5	(133)
6	(335)
7	(444)
8	(446)
9	(485)
10	(126)
11	(255)
12	(512)

Size
 ↓9.2cm ↔9.0cm

COUNTRY

No. 4 **14min**

1	(502)
2	(010)
3	(208)
4	(810)
5	(086)
6	(017)
7	(085)
8	(328)

Size
 ↓9.6cm ↔6.7cm

No. 9 **5min**

1	(515)
2	(513)
3	(534)
4	(208)
5	(205)

Size
 ↓7.9cm ↔4.6cm

No. 5 **15min**

1	(513)
2	(027)
3	(612)
4	(810)
5	(614)
6	(001)

Size
 ↓9.6cm ↔7.5cm

No.10 **3min**

1	(158)
---	-------

Size
 ↓9.0cm ↔9.0cm

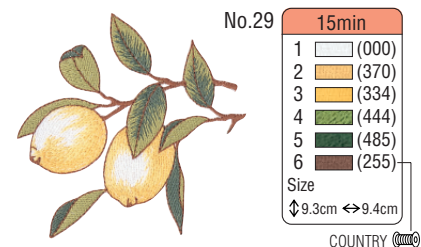
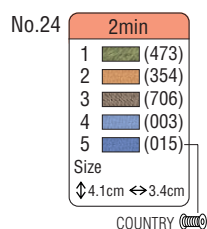
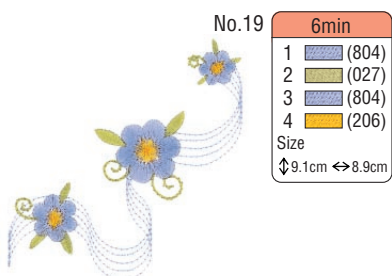
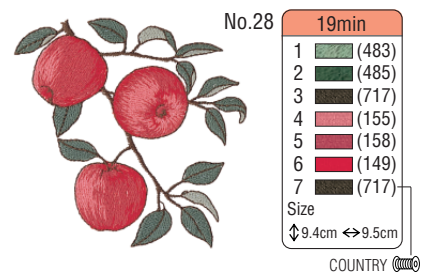
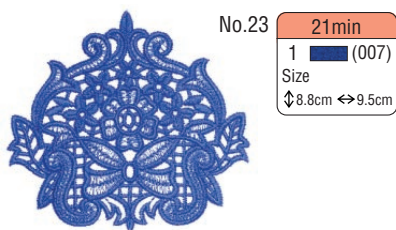


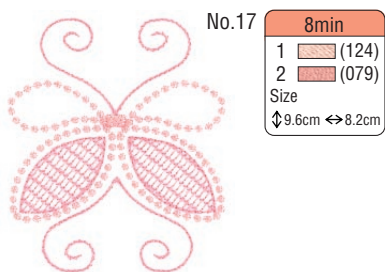
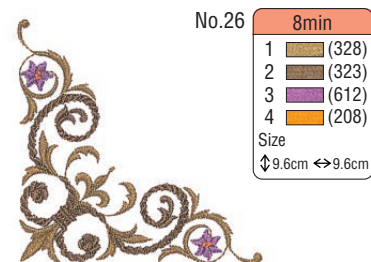
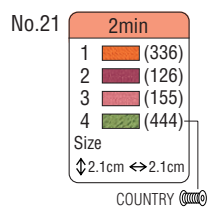
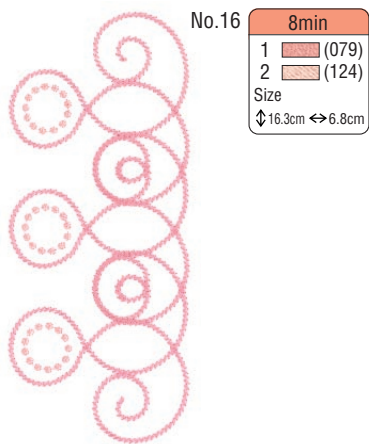
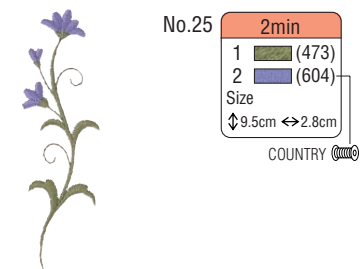
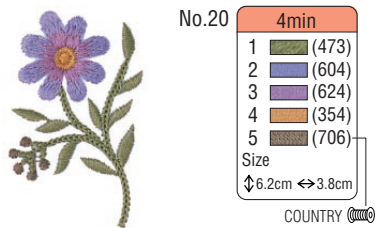

COUNTRY

No.14 **19min**

1	(335)
2	(334)
3	(255)
4	(336)
5	(623)
6	(024)
7	(152)
8	(126)
9	(485)
10	(473)
11	(444)

Size
 ↓9.0cm ↔9.6cm

COUNTRY





No.30 **10min**

1	(513)
2	(323)
3	(534)
4	(515)
5	(534)

Size
↓7.7cm ↔9.7cm



No.35 **16min**

1	(001)
2	(010)
3	(707)
4	(030)
5	(900)

Size
↓6.0cm ↔8.8cm



No.40 **23min**

1	(001)
2	(307)
3	(707)
4	(900)
5	(515)
6	(030)

Size
↓7.7cm ↔9.5cm



No.31 **4min**

1	(513)
2	(507)
3	(800)
4	(085)

Size
↓3.1cm ↔3.3cm



No.36 **16min**

1	(208)
2	(001)
3	(513)
4	(704)
5	(614)
6	(707)
7	(900)

Size
↓8.5cm ↔6.8cm



No.41 **19min**

1	(010)
2	(307)
3	(704)
4	(707)
5	(900)
6	(005)

Size
↓8.1cm ↔8.6cm



No.32 **5min**

1	(264)
2	(158)
3	(149)
4	(255)

Size
↓3.1cm ↔5.3cm

COUNTRY (C)



No.37 **19min**

1	(001)
2	(513)
3	(704)
4	(070)
5	(405)
6	(007)

Size
↓9.5cm ↔8.1cm



No.42 **16min**

1	(010)
2	(079)
3	(005)
4	(704)
5	(205)
6	(707)

Size
↓3.4cm ↔9.0cm



No.33 **6min**

1	(019)
2	(005)
3	(323)
4	(307)
5	(800)
6	(513)
7	(900)

Size
↓8.9cm ↔3.5cm



No.38 **11min**

1	(328)
2	(900)
3	(005)
4	(707)

Size
↓9.8cm ↔9.9cm



No.43 **24min**

1	(001)
2	(005)
3	(010)
4	(307)
5	(328)
6	(107)
7	(058)
8	(900)

Size
↓9.6cm ↔8.4cm



No.34 **10min**

1	(001)
2	(339)
3	(208)
4	(323)
5	(001)
6	(900)
7	(800)

Size
↓7.7cm ↔4.2cm



No.39 **3min**

1	(001)
2	(800)
3	(323)
4	(007)
5	(900)

Size
↓4.8cm ↔4.2cm



No.44 **20min**

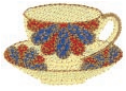
1	(027)
2	(900)
3	(001)
4	(900)
5	(328)
6	(058)
7	(900)

Size
↓9.6cm ↔6.6cm

No.45 **7min**

1	(010)
2	(800)
3	(405)
4	(328)
5	(010)
6	(800)
7	(405)
8	(328)

Size
 ⚡3.1cm ↔4.5cm



No.50 **1min**

1	(019)
---	-------

Size
 ⚡2.2cm ↔2.2cm



No.56 **4min**

1	(214)
2	(208)
3	(707)
4	(900)

Size
 ⚡3.0cm ↔3.8cm



No.46 **7min**

1	(800)
2	(010)
3	(019)
4	(800)
5	(515)
6	(019)
7	(800)

Size
 ⚡3.9cm ↔9.4cm



No.51 **2min**

1	(307)
2	(214)
3	(001)


Size
 ⚡2.9cm ↔3.0cm



No.57 **2min**

1	(612)
---	-------

Size
 ⚡12.6cm ↔12.6cm



No.52 **8min**

1	(502)
2	(513)
3	(515)

Size
 ⚡6.0cm ↔6.8cm



No.47 **26min**

1	(444)
2	(242)
3	(025)
4	(000)
5	(264)
6	(336)
7	(473)
8	(152)
9	(586)
10	(334)
11	(224)
12	(155)
13	(255)
14	(264)

Size
 ⚡9.0cm ↔8.5cm

COUNTRY (C)



No.53 **19min**

1	(331)
2	(264)
3	(015)
4	(444)
5	(624)
6	(152)
7	(000)
8	(624)
9	(512)
10	(717)

Size
 ⚡9.3cm ↔6.6cm

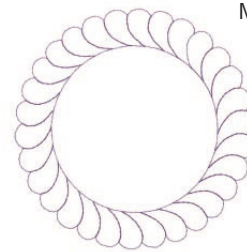
COUNTRY (C)



No.58 **1min**

1	(612)
---	-------

Size
 ⚡12.6cm ↔12.6cm



No.48 **12min**

1	---> (001)
2	---- (001)
3	~ (001)
4	(017)

Size
 ⚡9.4cm ↔9.6cm



No.54 **10min**

1	(010)
2	(017)
3	(810)
4	(214)
5	(502)

Size
 ⚡6.8cm ↔6.7cm



No.59 **1min**

1	(612)
---	-------

Size
 ⚡17.6cm ↔5.0cm



No.49 **16min**

1	(124)
2	(800)
3	(001)
4	(209)
5	(405)
6	(339)
7	(507)
8	(900)
9	(707)
10	(800)
11	(205)
12	(900)

Size
 ⚡5.1cm ↔8.3cm




No.55 **3min**

1	(575)
2	(149)
3	(334)

Size
 ⚡6.7cm ↔6.4cm

COUNTRY (C)



No.60 **1min**

1	(612)
---	-------

Size
 ⚡12.5cm ↔12.5cm



◆ Floral patterns
 ◆ Blom-mönster
 ◆ Kukkakuviot

◆ Blomstermotiv
 ◆ Store blomster broderier
 ◆ Буквы алфавита, украшенные цветами



No. 1 **45min**

1	(000)
2	(485)
3	(604)
4	(444)
5	(158)
6	(155)

Size
 ↓16.6cm ↔9.8cm

COUNTRY

No. 5 **13min**

1	(463)
2	(505)
3	(334)
4	(133)
5	(015)
6	(242)
7	(604)

Size
 ↓16.6cm ↔9.6cm

COUNTRY

No. 9 **47min**

1	(444)
2	(473)
3	(150)
4	(015)
5	(334)

Size
 ↓16.5cm ↔9.8cm

COUNTRY

No. 2 **42min**

1	(015)
2	(003)
3	(370)
4	(155)
5	(483)
6	(485)

Size
 ↓16.9cm ↔9.6cm

COUNTRY

No. 6 **15min**

1	(604)
2	(370)
3	(485)
4	(624)
5	(334)
6	(015)

Size
 ↓16.6cm ↔8.8cm

COUNTRY

No. 10 **17min**

1	(331)
2	(370)
3	(334)
4	(473)
5	(444)

Size
 ↓16.4cm ↔9.5cm

COUNTRY

No. 3 **36min**

1	(444)
2	(331)
3	(133)
4	(624)
5	(604)
6	(334)
7	(015)
8	(485)

Size
 ↓17.0cm ↔9.4cm

COUNTRY

No. 7 **29min**

1	(483)
2	(485)
3	(444)
4	(133)
5	(024)

Size
 ↓17.0cm ↔9.8cm

COUNTRY

No. 11 **12min**

1	(444)
2	(485)
3	(463)
4	(133)

Size
 ↓16.3cm ↔9.3cm

COUNTRY

No. 4 **30min**

1	(000)
2	(444)
3	(331)
4	(473)
5	(485)
6	(126)
7	(255)

Size
 ↓16.7cm ↔9.6cm

COUNTRY

No. 8 **41min**

1	(150)
2	(003)
3	(331)
4	(370)
5	(024)
6	(155)
7	(444)
8	(485)
9	(635)
10	(624)
11	(158)
12	(334)

Size
 ↓16.7cm ↔9.5cm

COUNTRY

No. 12 **21min**





























































1	(604)
2	(505)
3	(564)
4	(483)











































Size
 ↓17.0cm ↔8.8cm

COUNTRY

Color Thread Conversion Chart
Omvandlingstabell trådfärg
Lankavärien muuntotaulukko

Fargekart, konvertert til andre leverandører sine fargenummer
Oversigt over broderitråds farver
Таблица преобразования цветов нитей

	Color Name	Embroidery	Country	Madeira Polyneon	Madeira Rayon	Sulky Rayon	R.A. Polyester
1	Black / Sort / Svart / Sort / Musta / Черный	 900	 100	1800	1000	1005	5596
2	White / Hvit / Vitt / Hvid / Valkoinen / Белый	 001	 000	1801	1002	1001	5597
3	Red / Rød / Rött / Rød / Punainen / Красный	 800	 149	1637	1037	1037	5678
4	Pink / Lyserød / Skärt / Rosa / Pinkki / Розовый	 085	 155	1921	1108	1224	5523
5	Deep Rose / Dyprosa / Mättad Rosa / Dyb rosa / Syvä roosa / Темно-розовый	 086	 024	1721	1117	1154	9168
6	Flesh Pink / Hudfarge / Hudskärt / Meget lys rosa / Ihon värinen / Телесно-розовый	 124	 152	1915	1015	1064	5677
7	Dark Fuchsia / Mørk Fuchsia / Mörk Fuchsia / Mørk fuchsia / Tumma fuksian punainen / "Темная фуксия"	 107	 126	1984	1383	1533	5804
8	Vermilion / Sinober Rød / Cinnober Rött / Cinnober / Sinooperin punainen / Алый	 030	 148	1779	1179	1184	9023
9	Carmine / Karmin / Karmin Rött / Karminrød / Karminin punainen / Пунцовый	 807	 158	1986	1081	1511	5561
10	Royal Purple / Konge Purpur / Kungs Purpur / Meget mørk lilla / Tumma purpura / Пурпурный	 869	 636	1788	1188	1192	5681
11	Magenta / Magenta / Magenta / Magenta / Magenta / Фуксиновый	 620	 625	1710	1319	1191	5592
12	Salmon Pink / Lakse Farget / Laxskärt / Rosa laks / Lohen punainen / Оранжево-розовый	 079	 122	1816	1317	1225	5773
13	Amber Red / Ravrød / Ambr Rött / Ravrød / Meripihka / Красный с янтарным оттенком	 333	 212	1942	1341	1119	5591
14	Lemon Yellow / Sitrongul / Citron Gult / Citrongul / Sitruunan keltainen / Лимонно-желтый	 202	 342	1623	1023	1067	5625
15	Yellow / Gul / Gult / Gul / Keltainen / Желтый	 205	 043	1980	1068	1187	5860
16	Harvest Gold / Høstgull / Slätter Guld Färgad / Varm gul / Kirkas kultainen / Золотой	 206	 334	1971	1024	1124	5770
17	Orange / Orange / Orange / Lys orange / Oranssi / Оранжевый	 208	 335	1951	1137	1024	5694
18	Pumpkin / Gresskar / Pumpa Färgad / Græskar / Kurpitsa / "Тыквенный"	 126	 322	1952	1155	1065	5630
19	Tangerine / Tangerin / Tangerin Färgad / Mandarin / Syvä oranssi / "Мандарин"	 209	 336	1965	1078	1078	5518
20	Cream Brown / Krembrun / Grädd Brunt / Cremet brun / Kerman vaalea / Шоколадно-кремовый	 010	 331	1866	1022	1061	5761
21	Cream Yellow / Kremgul / Gråddgult / Cremet gul / Kerman keltainen / Желто-кремовый	 812	 370	1861	1349	1135	5564
22	Khaki / Khaki / Kaki Färgad / Khaki / Khaki / Хаки	 348	 242	1939	1255	1055	5636
23	Deep Gold / Mørk Gull / Mättad Guldfärg / Dyb gylden / Syvä kultainen / Темно-золотой	 214	 354	1772	1172	1025	5770
24	Brass / Messing / Mässings Färgad / Messing / Messinki / Латунный	 328	 404	1791	1192	1159	9109
25	Linen / Lin / Linne Färgad / Hørhvid / Pellava / "Льняной"	 307	 025	1682	1149	1082	5635
26	Dark Brown / Mørk Brun / Mörk Brunt / Mørk brun / Tumman ruskea / Темно-коричневый	 058	 717	1859	1130	1129	5637
27	Reddish Brown / Rødbrun / Rödbrunt / Lys lerbrun / Oranssin ruskea / Красноовато-коричневый	 337	 264	1753	1253	1021	5781
28	Clay Brown / Leirbrun / Lerbrunt / Lerbrun / Punaruskea / "Глиняный"	 339	 224	1621	1021	1158	5590
29	Beige / Beige / Beige / Beige / Beige / Бежевый	 843	 012	1738	1138	1127	5598
30	Warm Gray / Varmgrå / Varm Grått / Varm grå / Lämmin harmaa / Теплый серый	 399	 706	1860	1085	1218	9126
31	Russet Brown / Rødbrun / Gulbrunt / Mørk khaki / Vihertävän ruskea / Желтовато-коричневый	 330	 414	1726	1194	1126	5702
32	Light Brown / Lys Brun / Ljusbrunt / Lys brun / Vaalean ruskea / Светло-коричневый	 323	 255	1729	1056	1128	5789
33	Seacrest / Havblå / Havsvågs Grönt / Turkisgrøn / Meren sinivihreä / "Морская волна"	 542	 505	1647	1219	1077	5578
34	Mint Green / Mynte Grønn / Mynta Grönt / Mintgrøn / Mintun vihreä / "Зеленая мята"	 502	 461	1702	1302	1047	5511
35	Leaf Green / Blad Grønn / Bladgrönt / Bladgrøn / Lehen vihreä / "Зеленый лист"	 509	 463	1749	1050	1510	5514
36	Olive Green / Oliven Grønn / Olivgrönt / Mørk olivengrøn / Oliivin vihreä / Оливковый зеленый	 519	 476	1904	1396	1174	5502
37	Dark Olive / Mørk Oliven / Mörkoliv Grönt / Lys oliven grøn / Tumma oliivi / Темно-оливковый	 517	 473	1769	1156	1156	9122
38	Teal Green / Teal Grønn / Grön Blått / Blågrøn / Vihertävän sininen / Зеленоовато-голубой	 534	 483	1879	1298	1503	5751
39	Emerald Green / Smaragd Grønn / Smaragd Grönt / Mørk grøn / Smaragdin vihreä / Изумрудно-зеленый	 507	 485	1750	1250	1079	5508
40	Deep Green / Dyp Grønn / Mørk Grönt / Dyb grøn / Svän vihreä / Темно-зеленый	 808	 467	1703	1370	1208	5615

		Embroidery	Country	Madeira Polyneon	Madeira Rayon	Sulky Rayon	R.A. Polyester	
41	Fresh Green / Frisk Grønn / Klar Grönt / Lys grøn / Vaalean vihreä / "Свежая зелень"	 027	 442	1706	1102	1209	9153	
42	Lime Green / Linde Grønn / Limegrönt / Limegrøn / Limen vihreä / "Зеленый лайм"	 513	 444	1848	1049	1177	5622	
43	Moss Green / Mose Grønn / Moss Grönt / Mosegrøn / Sammaleen vihreä / "Зеленый мох"	 515	 446	1770	1369	1176	9091	
44	Blue / Blå / Blått / Blå / Sininen / Синий	 405	 586	1829	1177	1076	5684	
45	Ultra Marine / Ultra Marin / Ultrama Rinblått / Ultramarin / Ultramariini / Ультрамарин	 406	 575	1842	1076	1042	5736	
46	Light Blue / Lys Blå / Ljusblå / Meget lys blå / Vaalean sininen / Светло-голубой	 017	 150	1932	1132	1074	5683	
47	Sky Blue / Himmelblå / Himmels Blått / Lys blå / Taivaan sininen / Лазурь	 019	 512	1828	1029	1196	5506	
48	Electric Blue / Elektro Blå / Slålblått / Mørk mellemlå / Sähkösininen / Электрик	 420	 564	1797	1297	1250	5829	
49	Peacock Blue / Páfuglblå / Páfågels Blått / Mørk blågrøn / Riikinkukon sininen / Переличатый синий	 415	 057	1652	1252	1206	5810	
50	Prussian Blue / Berliner Blå / Berliner Blått / Berlinerblå / Preussin sininen / Берлинская лазурь	 007	 588	1767	1166	1535	5737	
51	Cornflower Blue / Kornblå / Blåklints Blått / Kornblomstblå / Ruiskukan sininen / Васильковый	 070	 015	1830	1335	1028	5601	
52	Light Lilac / Lys Lilla / Ljuslila / Lys lilla / Vaalea sireeni / Светло-сиреневый	 810	 133	1911	1031	1121	9016	
53	Lilac / Lilla / Lila / Lilla / Sireeni / Сиреневый	 612	 623	1831	1080	1080	9009	
54	Violet / Violet / Violet / Violet / Violetti / Фиолетовый	 613	 624	1631	1033	1194	5588	
55	Purple / Purpur / Purpur Färgad / Mørk lilla / Purpura / Пурпурный	 614	 635	1880	1122	1122	5554	
56	Lavender / Lavendel / Lavendel Blått / Lavendel / Laventeli / Бледно-лиловый	 804	 604	1630	1261	1193	5586	
57	Wistaria Violet / Wistaria Violet / Blåregns Violet / Meget lys lilla / Vistarian violetti / Фиолетовый "глициния"	 607	 003	1943	1311	1032	5587	
58	Pewter / Tennfarge / Tenn Färgad / Mellemgrå / Siniharmaa / "Олово"	 704	 745	1840	1041	1041	9114	
59	Dark Gray / Mørk Grå / Mørk Grått / Mørk grå / Tumman harmaa / Темно-серый	 707	 747	1841	1241	1220	5565	
60	Silver / Sølv / Silver / Sølv / Hopean harmaa / Серебряный	 005	 020	1812	1087	1011	5640	
61	Gray / Grå / Grått / Grå / Harmaa / Серый	 817	 734	1640	1118	1219	5782	
62		-----✂						
63		-----						
64		~~~~~ TTTTTTTTTTTTTTTTTTTT						
65	NOT DEFINED / IKKE DEFINERTE / INTE DEFINIERAT / IKKE DEFINERET / EI MÄÄRITELTY / НЕ ОПРЕДЕЛЕНО							

Note: The conversion chart is based on Embroidery thread. The color shades may vary with the different brands listed on the chart. If unsure of a particular color(s), please sew test. Robison Anton, Isacord, Maderia, Sulky and Güetermann are respectively registered trademarks. Actual colors may vary slightly from the chart.

Merk: Dette fargekartet er basert på broderitråd. De forskjellige leverandørenes fargenyanser kan variere. Er du usikker på en farge, så gjør en testbrodering først. Robison Anton, Isacord, Madeira, Sulky og Güetermann er alle registrerte varemerker. Faktiske farger kan variere fra fargen trykket her.

Not: Omvandlingstabellen är baserad på brodytråd. Färgnyanserna kan variera beroende på sort listade i tabellen. Vid osäkerhet av speciell färg/er, så ber vi att ni testsyr. Robison Anton, Isacord, Maderia, Sulky och Güetermann är var för sig registrerade varumärken. Verkliga färger kan skilja sig något från tabellen.

Bemærk: Skemaet ovenfor er baseret på broderitråd. Farvernes nuancer kan variere fra producent til producent. Hvis du er i tvivl om den ønskede farve, broder da en prøve først. Robison Anton, Isacord, Maderia, Sulky og Güetermann er anerkendte mærker. De viste farver i skemaet kan variere.

Huomaa: Muuntotaulukko perustuu "Embroidery"-lankoihin. Taulukkoon merkittyjen eri lankavalmistajien sävyt saattavat poiketa toisistaan. Jos olet epävarma tietyistä väristä/tietyistä väreistä, kirjaile testikuvio. Robison Anton, Isacord, Madeira, Sulky ja Güetermann ovat kukin erikseen rekisteröityjä tavaramerkkejä. Luonnolliset värit saattavat hieman poiketa taulukon väreistä.

Примечание: Таблица преобразования составлена на базе нитей Embroidery. Оттенки цветов могут варьироваться в зависимости от производителей. Если вы не уверены в выборе какого-то конкретного цвета, произведите пробную вышивку. Robison Anton, Isacord, Maderia, Sulky и Güetermann являются зарегистрированными товарными знаками. Реальные цвета могут несколько отличаться от представленных в таблице.

